



# Thomas & Friends in LEGO

---

Russell Clark, BayLTC

[russellc@baylug.org](mailto:russellc@baylug.org)





# About Me


---

- Co-founder of both BayLUG in 1998 and BayLTC in 2000.
- Club representative, International LEGO Train Club Organization.
- Member, BricksWest™ Volunteer Organizing Committee.
- I have been playing with and collecting LEGO® since 1978.



# History

- Thomas the Tank Engine™ was created by the Rev. W. Awdry over 50 years ago for his son, Christopher; the original stories can be found in "*The Railway Series*". In 1984, *Thomas the Tank Engine and Friends* was recreated by Britt Allcroft and brought to us through the PBS program *Shining Time Station*™.





# Background

---

- Larry Pieniazek's famous quote: "Every show needs a Thomas."
- This presentation will:
  - Give some modeling hints, tips, and tricks.
  - Show examples of all known variations of Thomas and other related characters.
  - Benefit both the general public and other LTCs in making their own LEGO Thomas.



# Impact of Thomas at Shows

---

- At train shows, I keep hearing 'Thomas!' from kids and adults alike. He is one of the biggest draws on the layout.
- Kids are either pressed against the sneezeguards or perched on their parents' shoulders. Their faces are bright, their eyes are wide, and they are always giggling.
- Questions/Comments I receive about Thomas:
  - I didn't know LEGO made Thomas.
  - Is it a retail set? Where can I get one? Where did you get it?
  - How did you build it? Where did you get the face?
  - Will you sell it? Do you sell copies? Do you sell instructions?
- All I can do is smile. 😊



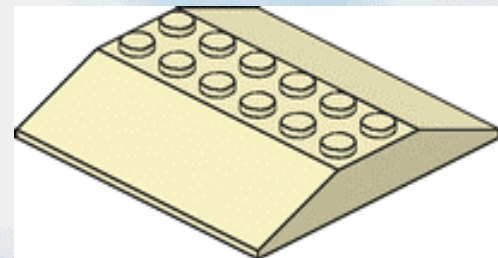
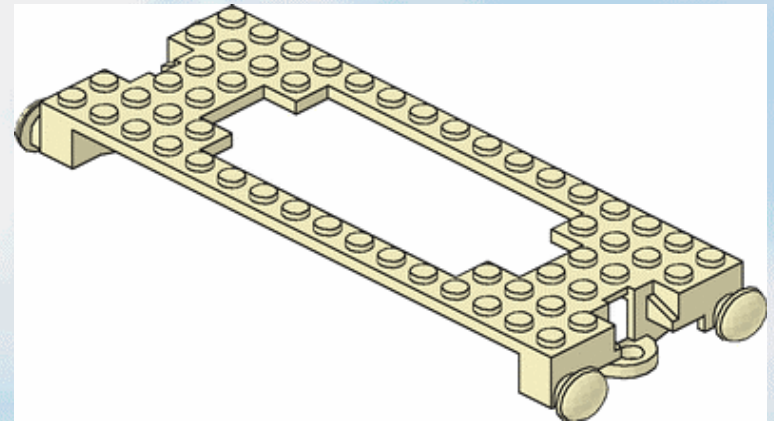
# How do I get one?

---

- There are three ways to get “Thomas” in LEGO:
  - Download instructions (Adobe® Acrobat® .pdf format) for the Blue Tank Engine from Carolina Train Builders™ (Mike Walsh).
  - Purchase the Tank Engine Train Set from Lions Gate Models™ (Kevin Wilson).
    - Please note, the above two sets are only based on Thomas, and are not officially licensed products.
  - Design one yourself!

# What do I need?

- While designs vary, all models use the same basic parts: black & blue pieces, and train motors. Most models use 9v motors, while some use 12v motors or no motor at all.
- Two rarer pieces used frequently are red 6x16 train bases and black 6x6 train roofs.




# What about the face?

- The two most common ways of making a face for Thomas are by using a light gray 4x4 radar dish or by using the plastic face from a toy.
- Faces have also been done by painting, decaling, sculpting, "goggle-eyes", and by using pure LEGO pieces.



# How I Built my Thomas

- I followed Dan Parker's hand-drawn instructions.
- I slightly modified them so that mine would be "mine".
- I used the face off of a broken battery-operated toy I bought at the flea market. By drilling out the ridge in the Technic™ brick hole, the post fit perfectly.
- I had the numbers drawn in Illustrator® to make decals.
- I plan on converting Thomas to an older 12v motor.





# Resources

---

- Larry also said: “Maybe we ought to work up a canonical Thomas design that can be whipped out quickly, doesn't take any rare parts, and looks fairly good. If we pulled together a page of links to all the known Thomases that might be a good start.”
- In response to this, I created the page below. This page contains links to all the variations of Thomas & Friends that I have found done in LEGO. All of the examples shown in this presentation come from this page.
- <http://www.lugnet.com/trains/org/~130/ttte/>

# Models by Russell Clark (BayLTC-USA)

I have created instructions for almost 50 other named & non-named characters.




# Models by John Neal (TCLTC/GMLTC-USA)






# Models by Dan Parker (PNLTC-USA)

---



# Models by Mike Walsh (NCLTC-USA)



- Picture 1 is a personal model.
- Picture 2 is the Blue Tank Engine from Carolina Train Builders.

# Models by Kevin Wilson (VLC-CAN)



- Picture 1 is a personal model.
- Picture 2 is the Tank Engine Train Set from Lions Gate Models.

# Models by Others



- Picture 1 is Thomas by Matt Bates (?).
- Picture 2 is Thomas by Melody Brown (BUGS-AUS).

# Models by Others



- Picture 1 is an engine based on James™ by James Mathis (PNLTC-USA).
- Picture 2 is a tram engine based on Toby™ by Tim David (UK).

# Models by Others



- Picture 1 is Edward™ by Toshiaki Mukai (EJLTC-JAP).
- Picture 2 is Rheneas™ by Daniel Siskind (GMLTC-USA).

# Models by Others



- Picture 1 is Thomas by unknown modeler (UK).
- Picture 2 is Thomas by Peter Curby (AUS).

# Models by Others



- Picture 1 is Thomas by Steve Martin (IndyLUG-USA).
- Picture 2 is 'Thomas' by Larry Pieniasek (supplied by Kevin Wilson) (MichLTC-USA).



# Links

---

- <http://www.carolinatrainbuilders.com/models/ctb-3105/index.htm>
- <http://www.lionsgatemodels.com/cat-tset.htm>
- <http://www.thomasthetankengine.com>
- <http://www.lugnet.com/trains/org/~130/ttte/>
- <http://news.lugnet.com/trains/org>
- <http://news.lugnet.com/trains>
- <http://www.baylug.org>
- <http://www.iltco.org>
- <http://www.brickswest.com>
- <http://www.bricksmiths.com>
- <http://www.users.waitrose.com/~dawdry/index.html>
- <http://www.adobe.com/products/acrobat/readstep.html>



# Thanks

---

Thanks, and enjoy the show!

©2003 Russell Clark, BayLTC.

All photos are the property of the original owners.

Thomas & Friends™ is a trademark of HIT Entertainment.

LEGO® is a trademark of the LEGO Group of companies.

