

# E.D.G.E.&T.A.

## NATIONAL NEWSLETTER

Volume No. 6

Issue No. 3 should be 2

Date July 2005

Ruth A. Warnock, Editor

### PRESIDENT'S MESSAGE

TO: All EDGE&TA Members

Larry Voris, President-Director at Large

TO:

All Branch Presidents and members

**The Early Day Gas Engine and Tractor Association (E.D.G.E. & T.A.)** was formed in 1957 and is a national organization whose purpose is to stimulate interest in collecting, restoring, preserving, and exhibiting gasoline and oil engines, gasoline/diesel/propane/kerosene and steam tractors. Also included is power driven farm machinery and any other equipment of historical value and the fellowship among our fellow members.

Tractor pulling started out many years ago when farmers would get together and help each other plow, plant and harvest their crops. And when you got 4 or 5 farmers together there would always be several different brands of tractors and the talk would come around that my tractor would out pull your tractor. It wasn't always drawbar power they would discuss, but belt power too. The threshing machine would always have a big tractor belted up and here would be two men, one with an AC-WC and the other with an IHC-H or a JD-B or other brands and models. Even before this time period the farmers would tighten the safety pop-off valve on a steam traction engine to get more power. On a slow afternoon the threshing machine operator would unbelt the big tractor and tell the contestants that if they plugged the thresher they would have to dig it out. This competition has been going on to years. It is no different today when we gather for tractor pulls. The only thing we have to be concerned with today is **safety**. Everyone wants to win. As an old friend and tractor puller used to tell me, there are 2 kinds of tractor pullers. They are Cheaters and Losers. This about says it all.

I can remember 15 to 20 years ago we would find an old tractor and dig it out of the fence row and get it to run and the next Saturday night we would take it to a tractor pull. Then with the want to win we started modifying the hitches, playing with the tire sizes, overhauling the engines and no telling what would be done inside the engine, then weight bars were added and the gears were messed with and speed, this is just the beginning. If I remember correctly we didn't have suitcase weights in the 1950's. We did have wheel weights and fluid was added to the tires. About all tractors can be made to win if you modify them enough. There is probably more safety rules broken getting the tractors to and from the pull than at the actual pull its self.

Then with our lawsuit happy society today it has become a problem for us that want to go and show our tractors, gas engines, steam engines and anything that moves to the public.

We do this to educate the young people and to show them how things were done in grandpa's day and time. With all this said, it has forced us to insure ourselves and we all know the cost of insurance is very costly on an individual basis. If we band together we can get a policy to cover all of us at a cheaper rate. But we must then start playing by some rules and guidelines to keep us all on the same playing field. This is what we are leading up to are rules and guidelines for anything we do to show our equipment in public.

Several years ago the National Board obtained an insurance policy to cover our members when we exhibit our equipment. Every time there is an accident, it gets harder to find an insurance company to insure us at a reasonable rate. By working with our insurance company and setting rules and guidelines we have been able to purchase a policy at a reasonable rate. Tractor pulls have a high rate of visibility and there have been accidents in the past. Most accidents happen with speed, modified equipment and inexperienced operators. This is why the rules and guidelines must be followed.

We are changing the way the rules and guidelines are to be applied. We are giving the Branches more flexibility. The branches will be able to control the pulls that match the tractors in their area. We will be removing some of the exclusions on some of the latest updated equipment to be used on tractors. This will be left up to the individual branches to vote on and control what they want to use or not to use. We as the National Board are more interested in the safety of the pulls and shows. It is very important that the branch safety chairman and their committee be very observant on putting on a tractor pull. The branch officers and safety people must remember that if there is an accident there will be an investigation and the outcome could determine whether we can continue to have insurance and be able to have tractor pulls.

Your Safety Committee and National Board have spent many hours on the changes trying to make the rules more consistent. Some of our members have asked the National Board to make changes to the tractor pull section. I'm sure some will not like the changes, but we have to keep the sport safe. If there is a hole in the rules that we haven't covered we will address the problem when it brought to our attention.

Thanks for your patience. So lets, "Make Safety First" and "Make it Last".



*Larry Voris*

## INSURANCE Update, 6/16/05 By Dick Tombrink

This year our insurance premium cost did not change significantly from what it was last year. As you remember at the end of the year we will adjust the next year's insurance premium based on passed years premium costs. We will review where we are at the end of this year and determine what the premium will be for 2006. Everyone's attention to safety is paying off to keep our insurance premium from going up. Always make safety number 1.

We have been having some problems with submitting requests for Additional Certificates of Insurance. Periodically the web page will not let you submit them by email. If this happens to you, please fax them to me at 406-967-6687, and I in turn will fax them on to our insurance agent. (If I am in my shop when you try to send me a fax, I will answer the phone. After realizing it is a fax I need to go to the house to turn the fax machine on. In the process your fax attempt is unsuccessful. If that happens try again in a couple of minutes, and I will let the fax machine pick it up.) Our web master Josh Dilsaver is working on the problem and hopefully will have it resolved in the very near future.

Please remember that you need to report your event/show for your branch to have insurance coverage. We have seen some cases of requests for Additional Insured Certificates, but the event was not reported. Additional Insured certificates of insurance do not report your event. You need to submit the event reporting form. If your sponsored event is not reported, it is not covered by our insurance.

There have been some questions regarding when to report events and when you do not need to. If you are sponsoring an event or are co-sponsoring an event with a fairgrounds for example you must report it. If your branch is helping another branch set up for a show, or if your branch's name appears in any promotional info, your branch must report the event. If a majority of your members attend another branches show, the water becomes a little muddy, and in that case it probably would be in your best interests to report the event in addition to it being reported by the sponsoring branch. On the other hand if only a small number of your branch members attend, there is no need for you to report the event, the sponsoring branch has the responsibility to report the event.

Branch 13 presented a proposed insurance article to us for their "Chugger Newsletter" for our comments. I think it brings up some good points, which I would like to pass on to you. In the interest of brevity I have only reproduced parts from Branch 13's article. The following is the scenario presented in the article.

*"I've just finished restoring my prize engine or tractor and am anxious to take it somewhere to show it off and let others enjoy it as much as I do!*

*I've got it loaded up on the trailer and am off to my first show. I'm cruising on the freeway at a safe 55 MPH when I hear a clunk and see in my rearview mirror a flapping strap and then my prized possession sitting in a lane of traffic,*

*just moments prior to that big 18 wheeler loaded with a million dollars worth of computers to be delivered to a retail outlet near you, running over it and begin careening out of control creating an accident like you only hear about on the 6PM news."*

The question is what insurance coverage do I have to cover this accident.


Your auto insurance or towing vehicle insurance would apply in this case. You should review your policy with your agent to be sure that you have the coverage you think you need for an accident like this.

Our insurance agent has reviewed the EDGETA policy and tells me that EDGETA insurance does not cover transporting (including loading and unloading) 'Mobile Equipment' as defined in the policy as your tractor or engine, for bodily injury or property damage. Also, loading and unloading on the show grounds is not covered by EDGETA insurance. EDGETA insurance can be thought of being in force when all wheels of your tractor are safely on the ground after you unload it. We strongly suggest that you have an area away from the spectators where your members load and unload their tractors, engines, etc. This is why it is very important for each member to review his vehicle and other personal insurance to be sure he has the coverage he thinks he has or needs.

To further clarify the insurance coverage, let us assume that during the transportation of the tractor, you have a flat tire on your trailer. And for some reason you need to unload the tractor, and after you have unloaded it you run into someone's car with the tractor. EDGETA insurance would respond and cover that incident. This is an example of a certain limited exposure that is referred to on our web page under insurance FAQ.

If your tractor is driven to the show grounds, not hauled, EDGETA Insurance covers you. For example your EDGETA insurance covers Tractor Drives, which many branches are doing now.

Have a safe summer and show season.



\*\*\*\*\*

## VOLUNTEERING –

A show or any event is only as good as the volunteers working the show. A volunteer that is happy, friendly, hard working, and makes your exhibitors glad they came is worth their weight in gold for your show. If your volunteer is crabby, grouchy, or short-tempered, it will drive away the other volunteers and your exhibitors.

When an exhibitor arrives at your show and is greeted immediately with information of where to set up, where to park their RV, where to park their trailer, or answers to any other information they need and a "thank you for coming;" they will be impressed and come back to your show. Remember without exhibitors, you don't have a show. The last show I attended one of the exhibitors stated, "they are sure friendly here – they even asked if we needed anything from town".

It's a lot of hard work to get ready for a show. The grounds have to be maintained (mowed and edged), areas set up or lines or ropes for displays i.e. engines, tractors, garden tractors, arts 'crafts, food vendors, swap meet area, etc. and you need volunteers to help with all the areas before and during the show.

During the year there always seems to be work or improvements to do. You might need new fencing, a loading dock, build a shelter, etc. If you do little things like making sure they have ice water while their working, go get lunch, recognize them with a thank you at your next meeting, etc; you will keep your volunteers. You might have money for supplies but usually not for labor and that is why you need all the volunteers you can get.

Never say no, you do not need help – find something for that person to do. It might be a little job but the next time it could be something big.

Volunteers come in all ages – from the well seasoned that have a lot of knowledge to the very young who have a lot of stamina and an eagerness to learn. The usual way to get volunteers is to announce it at your meeting, but don't stop there – do it one on one, personally.

All your hard work will be worth it when after the show the exhibitors have left happy and promise to return again next time you have a show.

There are many ways of volunteering. Volunteer to help someone load or unload their display or mow their lawn or bring food because maybe they have been under the weather. Volunteers can be young or old or male or female – there is always something you can do to volunteer. Remember you can volunteer to take an office in your club.

Volunteering is a very rewarding effort. You meet a great number of people and create new friends that have a wealth of information to exchange.

Volunteering makes a difference.



## VOLUNTEER VOLUNTEER

NC Director - Dorene Yearian, Vice President

\*\*\*\*\*

## SOUTH CENTRAL REGIONAL NEWS

### South Central Region News – Howard D. Hodson, Director

As the Spring Tractor and Engine show season continues to progress northward along with the blooming of spring flowers, a lot of folks have been enjoying some very good shows. My home branch, Branch 37, Tired Iron of the Ozarks, had a very good show and it is now in the history books as one of the best show we have ever had. We had over 100 tractors, about 75 gas engines of all makes and models, a few old cars and an old civilian helicopter that one of the new members had just completed the restoration of. We also had a multitude of other old equipment on display. The weather was great with the lows in the 50's and the high each day between 70 and 80 degrees with very little wind.


One of the major attractions was the Little Farmer Peddle Tractor pull. There were about 40 contestants between the ages of 2 and 8 years of age. Of course there were a lot of proud parents and grand parents there to cheer them on. Our club owns two IHC Super M peddle tractors which the contestants use in the pulls.

The Garden Tractor pull went over great with the general public. Our big tractor pull was a wash out. The new sled malfunctioned before the real pull ever started and we had to cancel that event.

The pot luck supper on Saturday night had about 125 people there for the fine food and the great entertainment that followed.

Everything has just about been completed in preparation for the South Central Regional show and meeting in Brenham, TX. This show is hosted by Branch 96 and will be held at the Washington County Fairgrounds, July 22nd through 24th, 2005. The members of Branch 96 have put in a lot of hard work getting everything ready so we can enjoy a great show. We hope to see a lot of SC Regional branches present at this show. Of course branches from the other Regions are invited to the show and we hope to see a lot of them there.

Branch 37 is working hard in preparation for the National show and meeting at our new show grounds, on Taylor Orchard Road, September 8th through the 11th, 2005. Now is the time to start making your plans to attend the National Show.




\*\*\*\*\*

### Wayne Timchuk, North East Director

Not too much happening up here in the Northeast. Weather hasn't been the greatest to cold too hot and too dry but that's OHIO! I have been to shows in Indiana, West Virginia ,Pennsylvania and of course Ohio. The show in West Virginia branch 162 was a nice little show. It was well attended and some nice displays . It was a well-organized and safely executed show. The people were friendly and everybody seemed to have a good time. They had games going most of the day to keep people busy. They also had some good food and that's my main game! I was disappointed in a few of the other shows as it seems that the exhibits are down as well as a spectators at some shows. I went to the antique truck show in Alburn Indiana and they didn't need for exhibits. There was about a thousand antique trucks and trailers and miscellaneous displays. It also was well attended.

I'm getting the camper ready to head for Maine for our Northeast regional show. It sounds like it will be a big show . I'm really looking forward to meeting some of the people that I've been talking to on the computer.



Remember safety first at our shows and when traveling!!

\*\*\*\*\*

### George W Christmas, South East Director

The 2005 Southeast Regional show was a great time for everyone. Branch 110 hosted the show. The show grounds were at the Big Lick Festival Park, just out of Oakboro, NC. There were a variety of activities from watching a sawmill in action to an old hay baler. They had a pedal tractor pull for the kids and a big tractor and truck pull for the big kids. Tractors and engines

were in abundance along with craft makers and peddlers of different items.

The business meeting took place Saturday evening with a cookout sponsored by branch 110 for exhibitors and vendors. Fifty to sixty people attended, with folks from branches 100, 110,119, 129,153, and 168. The men and women of branch 110 did a great job with the food. I would like to say thanks to them again. We discussed safety issues and ways to improve. Some of the members from branch 168 had questions about steam engine certification. I let them know that the web site has forms and information they may need for correspondence. I commended them for being accident free and encouraged them to continue the outstanding performance.

There were 130 exhibitors and 10 vendors. The total number of visitors for the three days was 3500. There were 157 hooks for the tractor and truck pull, although the pull was not part of their show. Branch 110 should be commended on a job well done. They had a great show and I am looking forward to next year. Thanks to everyone from branch 110 for a great job and keeping everyone safe.



\*\*\*\*\*

**South West Director, Don Young**

The Southwest Regional Show was held at the Montezuma County Fairgrounds east of Cortez, Colorado on June 10, 11, 12, hosted by EDGE&TA Branch 19, Four Corners Antique Power Club.

Under sometimes sunny, cloudy skies were some engines and dozens of nicely restored tractors, except for one. That tractor being a 1929 Farmall Regular owned by Spike Cordell since new. Seems that back in 1929 the first owner was driving it home when he overturned it into a creek. Grandpa Cordell was at the hardware store in Durango where it was purchased when the owner came in stating that he didn't want the tractor anymore. Grandpa Cordell said that he would trade some honey, a couple of mules, some sheep and a wagon for the tractor if he could borrow the mules and wagon to haul it home first. The deal was made, and the tractor has been in the family every since.

Another interesting tractor was the "big 4" Emerson-Brantingham, a monstrous 18000 pound 1912 Model 30 gasoline tractor. Only two of these complete tractors are known to be on the North American continent. There was an auction of many tractors and equipment, a parade, tractor pulls, arts and crafts, entertainment and a barbecue.

Our hosts were very accommodating, friendly and went out of their way to make for a very enjoyable weekend..



\*\*\*\*\*

**FROM THE SECRETARY!!!!**

*We have 4 new branches already this year  
166 Kansas, 167 Nevada, 168 North Carolina and 169  
California. We welcome all of you.*

**PLEASE!!!!**

*When corresponding with EDGE&TA please put your Branch Number in the subject line. It is the way we identify you. Also include it when sending additional membership lists for identification. This is really appreciated.*

\*\*\*\*\*

*I have been asked what the qualifications are for "Honorary Members".*

Branches may conduct the business of their branch as they see fit, providing it does not conflict with the Bylaws and Constitution of the Early Day Gas Engine and Tractor Association, Inc.

Honorary members can be determined anyway a branch wants. Different clubs have different criteria's for awarding honorary members. Some by special achievements and some by donations as well as others.

However, even honorary members that are participating behind the ropes or driving tractors must be reported to EDGE&TA and dues and insurance must be paid by the branch to EDGE&TA in order for them to be insured. It would only take one accident or an un-insured person to possibly wipe out that person, Branch and EDGE&TA. **We just can't stress safety enough.**

As for honorary members voting: unless they are reported to EDGE&TA as a paid member they should not have EDGE&TA voting rights. If they have not been reported to EDGE&TA and are considered a club member, they could be able to vote on club activities.

*Visit our web pages [www.edgeta.org](http://www.edgeta.org) for additional contacts and information on the following shows and please support the branch hosting an event in your area. A lot of planning and work goes into putting on one of these shows.*



**SEPTEMBER – GREAT MONTH FOR SHOWS.**

This September will be a great month for shows and you are all invited. You can attend three shows three weekends in a row.

The National show is in Gentry, Arkansas on September 8-11. The show is hosted by Branch 37. There are hotels in the surrounding area and some RV hook-up. For further information contact Howard Hodson, [okiteah@juno.com](mailto:okiteah@juno.com) or 479-248-4902 or Larry Morrison [lmorison@cox-inter](mailto:lmorison@cox-inter) or 479-524-0450.

Just 200 miles north east of the National Show the following weekend, September 15-18 Branch 16 will show their displays at the Ozark Steam Club Show in Republic, MO. There will be steam engines, tractors, engines, parades, great food, etc. There are hotels in Springfield or dry camping at the grounds. For further information contact Larry Voris [lgvoris@sbcglobal.net](mailto:lgvoris@sbcglobal.net) or 417-881-1587 or Dorene Yearian [trydiron@ipa.net](mailto:trydiron@ipa.net) or 417-473-6579.

The next weekend approximately 150 miles south west on, September 23-25 near Southwest City, MO, Branch 123 will hold the NC Regional Show. For further information contact

Bill Martin [martinwc@olemac.net](mailto:martinwc@olemac.net) or 417-226-4682 or Joe Mathis [pammathis@junct.com](mailto:pammathis@junct.com) or 918-542-8178

In between the shows each area has great places to visit i.e. Salvage Yards, Branson, antique shops, outlet malls, etc. Keep safe and hope to see you at all the shows.

Dorene Yearian

\*\*\*\*\*

#### NATIONAL CONTACTS

##### Larry Voris, President Director at Large

2340 S. Luster  
Springfield MO 65804  
Phone/Fax 417-882-7195 Email: [lgvoris@sbcglobal.net](mailto:lgvoris@sbcglobal.net)

##### Dorene Yearian, V. President NC Director

P.O. Box 82  
Niangua, MO 65713  
Phone 417-473-6579 Fax 417-473-6865  
Email: [trydiron@ipa.net](mailto:trydiron@ipa.net)

##### Howard D. Hodson, SC Director

10227 Atkins Rd  
Bentonville, AR 72712  
Phone 479-248-4902 Fax 479-248-2425  
Email: [okiteah@juno.com](mailto:okiteah@juno.com)

##### Dick Tombrink, NW Director Insurance contact

2250 Road 12 North  
Worden, MT 59088  
Phone/Fax: 406-967-6687 Email: [dicknsue@mcn.net](mailto:dicknsue@mcn.net)

##### George Christmas, SE Director

7327 N Hwy 501  
Latta, SC 29565  
Phone 843-392-0883 Fax 843-392-0884  
Email: [in2bate1@aol.com](mailto:in2bate1@aol.com)

##### Wayne Timchuk, NE Director

P.O. Box 31  
New London, OH 44851  
Phone/Fax 419-929-8237 Email: [stackhand69@aol.com](mailto:stackhand69@aol.com)

##### Don Young, SW Director

P.O. Box 635  
Pearblossom, CA 93553  
Phone/Fax 661-944-3229 Email: [donsredtractor@aol.com](mailto:donsredtractor@aol.com)

##### Secretary/Treasurer

Ruth Warnock  
1537 Weekend Villa Rd  
Ramona, CA 92065  
Phone 760-789-3402 Fax 760-789-3769  
Email: [rawarnock@sbcglobal.net](mailto:rawarnock@sbcglobal.net)

##### Dick Wilson, SW Advisor

P.O. Box 91  
Pine Valley, CA 91962  
Phone 619-473-8216 Fax 619-473-8630  
Email: [one800wgs@aol.com](mailto:one800wgs@aol.com)

##### Alan Schurman, NW Advisor

23100 NE 10<sup>th</sup> Ave  
Ridgefield WA 98642  
Phone 360-887-8156 Email: [ironranch@aol.com](mailto:ironranch@aol.com)

##### Tim Wade, SE Advisor

137 Fox Lane  
Roxboro, NC 27573-8749  
Phone/Fax 336-597-8278 Email: [warp@esinc.net](mailto:warp@esinc.net)

##### Darrell Carter, NC Advisor

7142 N Farm Road 189  
Fair Grove, MO 65648  
Phone 417-833-4159 Email: [decarter@highstream.net](mailto:decarter@highstream.net)

##### Gus Peterson, NW Advisor

National & Regional Show Coordinator  
Box 353 County Rd 3  
Monument, OR 97864  
Phone 541-934-2601 Fax 541-934-2801  
Email: [glumygus@oregontrail.net](mailto:glumygus@oregontrail.net)

##### Josh Dilsaver, Webmaster

310 N. Kyle  
Republic, MO 65738  
417-732-2065 Email: [webmaster@steamorama.com](mailto:webmaster@steamorama.com)

\*\*\*\*\*

#### 2005 SHOW SCHEDULE

##### National

##### Branch 37 132344 Taylor Orchard Rd., Gentry, AR

##### Sept 08-11

Contact: Howard Hodson (479) 248-4902

E-Mail [okiteah@juno.com](mailto:okiteah@juno.com)

Contact: Larry Morrison (479) 524-0450

E-Mail [lmorrison@cox-internet.com](mailto:lmorrison@cox-internet.com)

##### Remaining Regional Shows

##### NE Branch 133 Farmington Fairgrounds, ME

##### June 24-26

Contact: Clarence Wisecup (207) 892-0299

E-Mail [CWisecup@aol.com](mailto:CWisecup@aol.com)

Contact: Richard Larrivee (207) 892-4946

E-Mail [Rlarr437@aol.com](mailto:Rlarr437@aol.com)

##### NW Branch 77 Culbertson MT

##### September 24-25

Contact: David Krogedal (406) 963-2360

E-Mail [elk1@nemontel.net](mailto:elk1@nemontel.net)

Contact: Rodney Iverson (406) 787-5265

##### SC Branch 96 Washington Cty Fairgrounds, Brenham TX

##### July 22-24

Contact: Allen Neumann (979) 836-5014

E-Mail [imjbird@juno.com](mailto:imjbird@juno.com)

Contact: Emery Schulze (979) 836-8891

E-Mail [emeryhelen@txcyber.com](mailto:emeryhelen@txcyber.com)

##### NC Branch 123 Junction of MO County Rd.O & MO State


##### Hwy. 43 MO Sept 23-25

Contact: Bill Martin (417) 226-4682

E-Mail [martinwc@olemac.net](mailto:martinwc@olemac.net)

Contact: Joe Mathis (918) 542-8178

E-Mail [pammathis@junct.com](mailto:pammathis@junct.com)



## ABILITY

**1. Can the child reach and operate all controls while wearing a seatbelt, or remain completely seated on a lawn tractor?**

\_\_\_ Yes.



\_\_\_ No. STOP!

Children who can't reach the controls are more likely to be injured.

**2. Is the child strong enough to fully operate the controls without using both feet or straining?**

\_\_\_ Yes.



\_\_\_ No. STOP!

Children who can't fully operate the controls are more likely to be injured.

**3. Does the child have good peripheral vision? For example, while looking straight ahead, can the child see your finger entering his or her field of vision at shoulder level?**

\_\_\_ Yes.



\_\_\_ No. STOP!

Children with limited vision may not see people or obstacles in the work area.

**4. Can the child use hands and feet at the same time? For example, can the child run and dribble a basketball?**

\_\_\_ Yes.



\_\_\_ No. STOP!

Children who lack coordination may not be able to safely drive a tractor.

**5. Can the child understand and repeat from memory a 10-step process (for small tractors)? A 20-step process (for large tractors)?**

\_\_\_ Yes.



\_\_\_ No. STOP!

Children who can't remember steps to a job are more likely to be injured.

**6. Can the child react quickly?**

\_\_\_ Yes.



\_\_\_ No. STOP!

Children need quick reactions to avoid injury.

**7. Can the child recognize a hazard and solve the problem without getting upset?**

\_\_\_ Yes.



\_\_\_ No. STOP!

Children must be able to recognize hazards, think about how to respond, and stay calm to prevent injury.

**8. Is your child responsible? Do you trust your child to do what's expected without anyone checking?**

\_\_\_ Yes.



\_\_\_ No. STOP!

Irresponsible behavior can lead to injury.

**9. Does the child usually go with his or her "gut" feeling without thinking too much about what could happen next?**

\_\_\_ Yes.



\_\_\_ No. STOP!

Children who act on impulse are more likely to be injured.

**10. Does the child do things that seem dangerous for the thrill of it?**

\_\_\_ Yes.



\_\_\_ No. STOP!

Children who take risks or behave dangerously are more likely to be injured.

## TRAINING

**11. Has the child been trained to operate the tractor (tractor certification or equivalent)?**

\_\_\_ Yes.



\_\_\_ No. STOP!

Training is needed to prevent injury.

**12. Has the child shown he or she can do the job safely 4 to 5 times under close supervision?**

\_\_\_ Yes.



\_\_\_ No. CAUTION!

An adult must watch constantly until the child shows he or she can do the job.

**13. Has an adult demonstrated driving a farm tractor on site?**

\_\_\_ Yes.



\_\_\_ No. STOP!

Children learn best when shown how to do the job on site.

## SUPERVISION

**14. Can an adult supervise as recommended?**

\_\_\_ Yes.



\_\_\_ No. STOP!

The right level of supervision is key to preventing injuries.

Hope you are all enjoying our wonderful hobby and remembering  
**SAFETY**

**SAFETY**

**SAFETY**

