

620 PLANTATION DR

Location 620 PLANTATION DR

Tax Map # 051/ 00 034/ 00 / /

Owner TURNER REGINA HAWKS

Property Class COMMERCIAL/INDUSTRIAL

Total Market Value \$1,392,400

PID 15517

Building Count 2

Water Well

Sewer Private Septic

Current Value

Assessment			
Valuation Year	Improvements	Land	Total
2025	\$192,500	\$1,199,900	\$1,392,400

Owner of Record

Owner TURNER REGINA HAWKS

Sale Price \$0

Co-Owner

Book

Care Of

Page 0

Address P O BOX 184
UNION HALL, VA 24176

Sale Date 12/28/2009

Instrument 00

Ownership History

Ownership History					
Owner	Sale Price	Instrument	Sale Date	Book	Page
TURNER REGINA HAWKS	\$0	00	12/28/2009		0
TURNER ROBERT H & REGINA HAWKS	\$0	00	10/21/2009	969	1482
TURNER ROBERT H	\$0	00	12/30/1994	361	1292
TURNER ROBERT H & DAISY S	\$95,000	00	12/12/1980	361	1292
PALMER JOHN THOMAS	\$0	00	01/01/1900	285	42

Building Information

Building 1 : Section 1

Year Built:

Living Area: 0

Building Attributes

Field	Description
Style	Vacant Land
Model	
Grade	
Stories	
Foundation	
Exterior Wall 1	
Exterior Wall 2	
Roof Type	
Roof Cover	
Interior Wall 1	
Interior Wall 2	
Num Cars - Carport	
Garage Type	
Carport Type	
Heat System	
AC Type	
Bedroom(s)	
Full Bath(s)	
Half Bath(s)	
Extra Fixture(s)	
Total Room(s)	
Extra Kitchen(s)	
Interior Floor 3	
FBM Quality	
Interior Floor 1	
Interior Floor 2	
Garage Type 2	
Heat Fuel	
Num Cars - Garage	
Fireplace(s)	
Grade Adjust	
Num Cars - Built In	
Num Units	
Stacked Fireplace(s)	
Flue(s)	
Gas Fireplace(s)	
Inop Flue/FPL	
Interior Wall 3	
Basement	

Building Photo



(https://images.vgsi.com/photos/franklincountyvaPhotos//P015\0015517_01_01.jpg)

Building Layout

([ParcelSketch.ashx?pid=15517&bid=15517](#))

Building Sub-Areas (sq ft)	Legend
No Data for Building Sub-Areas	

Fin Bsmt Area	
Num Cars - Garage 2	
Split Foyer	
Split Level	
Metal Flue(s)	
Basement Area	

Building 2 : Section 1

Year Built:

Living Area: 0

Building Attributes : Bldg 2 of 2	
Field	Description
Style	Vacant Land
Model	
Grade	
Stories	
Foundation	
Exterior Wall 1	
Exterior Wall 2	
Roof Type	
Roof Cover	
Interior Wall 1	
Interior Wall 2	
Num Cars - Carport	
Garage Type	
Carport Type	
Heat System	
AC Type	
Bedroom(s)	
Full Bath(s)	
Half Bath(s)	
Extra Fixture(s)	
Total Room(s)	
Extra Kitchen(s)	
Interior Floor 3	
FBM Quality	
Interior Floor 1	
Interior Floor 2	
Garage Type 2	
Heat Fuel	
Num Cars - Garage	
Fireplace(s)	

Building Photo

Building Photo (<https://images.vgsi.com/photos/franklincountyvaPhotos/default.jpg>)

Building Layout

([ParcelSketch.ashx?pid=15517&bid=146987](#))

Building Sub-Areas (sq ft)	Legend
No Data for Building Sub-Areas	

Grade Adjust	
Num Cars - Built In	
Num Units	
Stacked Fireplace(s)	
Flue(s)	
Gas Fireplace(s)	
Inop Flue/FPL	
Interior Wall 3	
Basement	
Fin Bsmt Area	
Num Cars - Garage 2	
Split Foyer	
Split Level	
Metal Flue(s)	
Basement Area	

Land

Land Use

Use Code 400V
Description COMMERCIAL/INDUSTRIAL - VAC
Zone A1
Neighborhood 0001

Land Line Valuation

Size (Acres) 18
Total Market Land \$1,199,900

Outbuildings

Outbuildings						<u>Legend</u>
Code	Description	Sub Code	Sub Description	Size	Value	Bldg #
PIER	Pier	TY	Typical	160.00 UNITS	\$800	2
PMPHSE	Pump House	TY	Typical	240.00 UNITS	\$960	1
BLDG	Building	MT	Metal	54.00 UNITS	\$108	1
PIER	Pier	TY	Typical	36.00 UNITS	\$360	2
BLDG	Building	MT	Metal	130.00 UNITS	\$130	1
DOCK	Dock	FLOAT	FLOAT	200.00 UNITS	\$2,000	2
BLDG	Building	MT	Metal	140.00 UNITS	\$560	1
PIER	Pier	TY	Typical	232.00 UNITS	\$1,856	2
CARPT	Carport	MT	Metal	360.00 UNITS	\$540	1
DOCK	Dock	FLOAT	FLOAT	240.00 UNITS	\$1,920	2
CARPT	Carport	MT	Metal	450.00 UNITS	\$675	1
DOCK	Dock	FLOAT	FLOAT	88.00 UNITS	\$704	2
DOCK	Dock	FLOAT	FLOAT	30.00 UNITS	\$240	2
RIPRAP	Rip-Rap	TY	Typical	1.00 UNITS	\$500	1
DOCK	Dock	FLOAT	FLOAT	30.00 UNITS	\$240	2

PIER	Pier	TY	Typical	128.00 UNITS	\$896	1
DOCK	Dock	TY	Typical	30.00 UNITS	\$150	1
MISC	Misc	MISC	Miscellaneous	1.00 UNITS	\$600	2
DOCK	Dock	FLOAT	FLOAT	180.00 UNITS	\$720	1
PIER	Pier	TY	Typical	126.00 UNITS	\$882	2
PIER	Pier	TY	Typical	42.00 UNITS	\$294	2
PIER	Pier	TY	Typical	92.00 UNITS	\$736	1
DOCK	Dock	TY	Typical	168.00 UNITS	\$1,344	1
PIER	Pier	TY	Typical	40.00 UNITS	\$200	2
DOCK	Dock	FLOAT	FLOAT	160.00 UNITS	\$960	1
DOCK	Dock	FLOAT	FLOAT	180.00 UNITS	\$540	2
PIER	Pier	TY	Typical	168.00 UNITS	\$1,344	2
PIER	Pier	TY	Typical	190.00 UNITS	\$1,900	1
DOCK	Dock	FLOAT	FLOAT	200.00 UNITS	\$1,200	1
PIER	Pier	TY	Typical	45.00 UNITS	\$360	2
DECK	Deck	DET	Detached	195.00 UNITS	\$780	1
DOCK	Dock	FLOAT	FLOAT	140.00 UNITS	\$1,260	2
MISC	Misc	MISC	Miscellaneous	128.00 UNITS	\$128	2
PIER	Pier	TY	Typical	108.00 UNITS	\$864	1
DOCK	Dock	FLOAT	FLOAT	200.00 UNITS	\$800	1
PIER	Pier	TY	Typical	168.00 UNITS	\$1,176	2
MISC	Misc	MISC	Miscellaneous	1.00 UNITS	\$600	1
PIER	Pier	TY	Typical	27.00 UNITS	\$189	2
DOCK	Dock	TY	Typical	80.00 UNITS	\$320	1
PIER	Pier	TY	Typical	36.00 UNITS	\$252	2
DOCK	Dock	TY	Typical	64.00 UNITS	\$448	2
DOCK	Dock	TY	Typical	96.00 UNITS	\$384	1
DOCK	Dock	FLOAT	FLOAT	128.00 UNITS	\$128	1
PIER	Pier	TY	Typical	45.00 UNITS	\$45	2
DOCK	Dock	FLOAT	FLOAT	120.00 UNITS	\$600	2
DOCK	Dock	FLOAT	FLOAT	60.00 UNITS	\$480	1
MISC	Misc	MISC	Miscellaneous	325.00 UNITS	\$650	1
PIER	Pier	TY	Typical	36.00 UNITS	\$180	2
DECK	Deck	DET	Detached	192.00 UNITS	\$1,728	1
PIER	Pier	TY	Typical	30.00 UNITS	\$120	2
DOCK	Dock	FLOAT	FLOAT	160.00 UNITS	\$640	2
PIER	Pier	TY	Typical	156.00 UNITS	\$1,560	1
DOCK	Dock	FLOAT	FLOAT	192.00 UNITS	\$0	2
DOCK	Dock	FLOAT	FLOAT	192.00 UNITS	\$1,920	1
DOCK	Dock	FLOAT	FLOAT	160.00 UNITS	\$960	2
PIER	Pier	TY	Typical	99.00 UNITS	\$891	1

DOCK	Dock	FLOAT	FLOAT	150.00 UNITS	\$750	2
DOCK	Dock	FLOAT	FLOAT	200.00 UNITS	\$2,000	1
MISC	Misc	MISC	Miscellaneous	240.00 UNITS	\$600	2
PIER	Pier	TY	Typical	24.00 UNITS	\$144	1
DECK	Deck	TY	Typical	204.00 UNITS	\$204	2
DOCK	Dock	FLOAT	FLOAT	120.00 UNITS	\$600	1
CNPY	Canopy	TY	Typical	288.00 UNITS	\$288	2
PIER	Pier	TY	Typical	80.00 UNITS	\$720	1
DECK	Deck	TY	Typical	128.00 UNITS	\$256	2
PIER	Pier	TY	Typical	36.00 UNITS	\$324	1
DOCK	Dock	FLOAT	FLOAT	160.00 UNITS	\$800	1
MISC	Misc	MISC	Miscellaneous	96.00 UNITS	\$96	2
DECK	Deck	TY	Typical	288.00 UNITS	\$2,880	2
PIER	Pier	TY	Typical	96.00 UNITS	\$768	1
DOCK	Dock	FLOAT	FLOAT	160.00 UNITS	\$1,280	1
PIER	Pier	TY	Typical	42.00 UNITS	\$294	2
DOCK	Dock	TY	Typical	156.00 UNITS	\$1,092	2
DOCK	Dock	TY	Typical	192.00 UNITS	\$1,536	1
DECK	Deck	DET	Detached	24.00 UNITS	\$48	1
PIER	Pier	TY	Typical	36.00 UNITS	\$252	2
DOCK	Dock	FLOAT	FLOAT	200.00 UNITS	\$1,400	2
PIER	Pier	TY	Typical	24.00 UNITS	\$192	1
DOCK	Dock	FLOAT	FLOAT	120.00 UNITS	\$720	1
PIER	Pier	TY	Typical	72.00 UNITS	\$720	2
PIER	Pier	TY	Typical	96.00 UNITS	\$576	1
PIER	Pier	TY	Typical	48.00 UNITS	\$480	1
PIER	Pier	TY	Typical	48.00 UNITS	\$240	1
DOCK	Dock	FLOAT	FLOAT	240.00 UNITS	\$1,680	1
DECK	Deck	DET	Detached	72.00 UNITS	\$288	1
DOCK	Dock	TY	Typical	120.00 UNITS	\$960	1
DOCK	Dock	TY	Typical	220.00 UNITS	\$1,760	1
PIER	Pier	TY	Typical	64.00 UNITS	\$640	1
PIER	Pier	TY	Typical	48.00 UNITS	\$480	1
MISC	Misc	MISC	Miscellaneous	96.00 UNITS	\$192	1
DECK	Deck	DET	Detached	80.00 UNITS	\$320	1
DOCK	Dock	TY	Typical	30.00 UNITS	\$180	1
DOCK	Dock	TY	Typical	192.00 UNITS	\$1,152	1
PIER	Pier	TY	Typical	40.00 UNITS	\$280	1
DOCK	Dock	FLOAT	FLOAT	200.00 UNITS	\$1,200	1
MISC	Misc	MISC	Miscellaneous	282.00 UNITS	\$282	1
DECK	Deck	DET	Detached	60.00 UNITS	\$240	1

MISC	Misc	MISC	Miscellaneous	72.00 UNITS	\$72	1
DECK	Deck	DET	Detached	102.00 UNITS	\$408	1
MISC	Misc	MISC	Miscellaneous	24.00 UNITS	\$100	1
DOCK	Dock	TY	Typical	120.00 UNITS	\$1,080	1
PIER	Pier	TY	Typical	42.00 UNITS	\$336	1
DOCK	Dock	FLOAT	FLOAT	128.00 UNITS	\$1,024	1
PIER	Pier	TY	Typical	68.00 UNITS	\$476	1
PIER	Pier	TY	Typical	40.00 UNITS	\$280	1
DOCK	Dock	FLOAT	FLOAT	160.00 UNITS	\$1,120	1
PIER	Pier	TY	Typical	63.00 UNITS	\$630	1
PIER	Pier	TY	Typical	36.00 UNITS	\$324	1
DOCK	Dock	FLOAT	FLOAT	128.00 UNITS	\$1,024	1
PIER	Pier	TY	Typical	60.00 UNITS	\$600	1
DOCK	Dock	FLOAT	FLOAT	160.00 UNITS	\$800	1
PIER	Pier	TY	Typical	66.00 UNITS	\$660	1
DOCK	Dock	FLOAT	FLOAT	160.00 UNITS	\$960	1
PIER	Pier	TY	Typical	80.00 UNITS	\$640	1
PIER	Pier	TY	Typical	64.00 UNITS	\$512	1
DOCK	Dock	FLOAT	FLOAT	160.00 UNITS	\$1,280	1
HOOKUP	Mfg Home Hookups	TY	Typical	1.00 UNITS	\$108,000	1
PIER	Pier	TY	Typical	52.00 UNITS	\$312	1
PIER	Pier	TY	Typical	21.00 UNITS	\$105	1
PIER	Pier	TY	Typical	42.00 UNITS	\$168	1
PIER	Pier	TY	Typical	60.00 UNITS	\$300	1
PIER	Pier	TY	Typical	60.00 UNITS	\$300	1
DOCK	Dock	FLOAT	FLOAT	200.00 UNITS	\$1,200	1

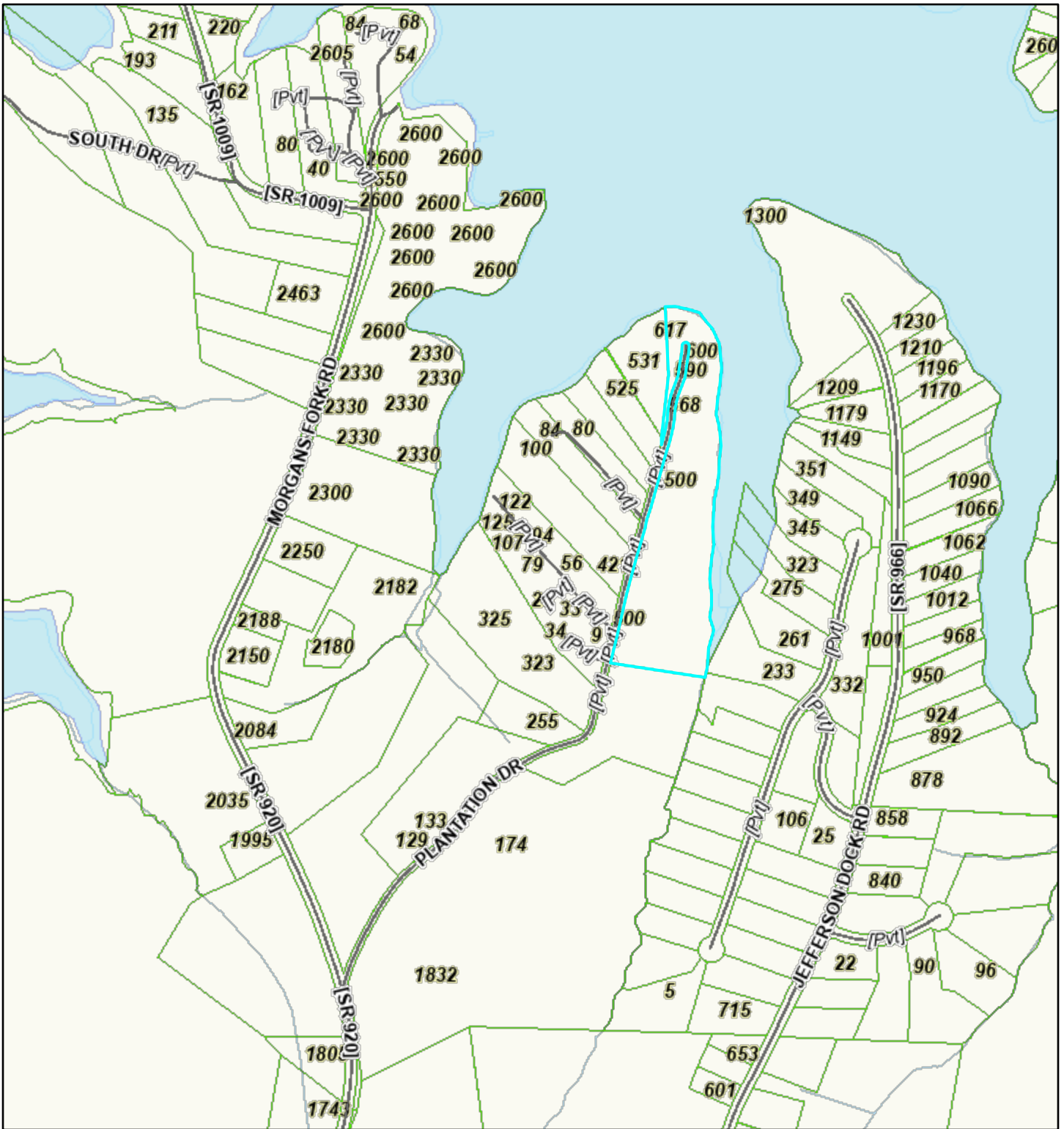
Valuation History

Assessment			
Valuation Year	Improvements	Land	Total
2025	\$192,500	\$1,199,900	\$1,392,400
2024	\$192,500	\$1,199,900	\$1,392,400
2023	\$189,800	\$1,199,900	\$1,389,700
2022	\$189,800	\$1,199,900	\$1,389,700
2021	\$189,800	\$1,199,900	\$1,389,700
2020	\$189,800	\$1,199,900	\$1,389,700
2019	\$394,500	\$1,384,500	\$1,779,000
2018	\$394,500	\$1,384,500	\$1,779,000
2017	\$394,500	\$1,384,500	\$1,779,000
2016	\$394,500	\$1,384,500	\$1,779,000
2015	\$229,200	\$1,384,500	\$1,613,700

2014		\$229,200	\$1,384,500	\$1,613,700
2013		\$229,200	\$1,384,500	\$1,613,700
2012		\$229,200	\$1,384,500	\$1,613,700
2012		\$227,400	\$1,384,500	\$1,611,900







(c) 2026 Vision Government Solutions, Inc. All rights reserved.

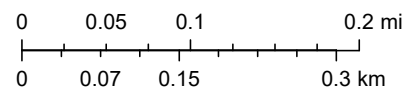
Franklin County, VA



2/12/2026, 4:32:09 PM

1:9,028

-  Local Roads
-  County Boundary
-  Parcels
-  Streams
-  911 Addresses
-  Lakes



Franklin County VA, 2019, Franklin County GIS, 2020, Franklin County VA, 2020, Franklin County, VA GIS, 2022