

LEVEL 1

# READING TROPHY

BUILDING READING POWER THROUGH PASSAGES

1



Hybrid CD  
with video links



A\* List

AMERICAN  
TEXTBOOK



**Dear Readers,**

Reading is magical. It takes you to places you have never been--and may never go. It lets you get to know people you would have no other way to meet.

Reading nonfiction is the most magical. It teaches you about new people, places, and things. Your mind grows. You get smarter.

Then you read some more, and your mind grows again. Soon you are brilliant!

Let's get started reading. The magic is about to begin!

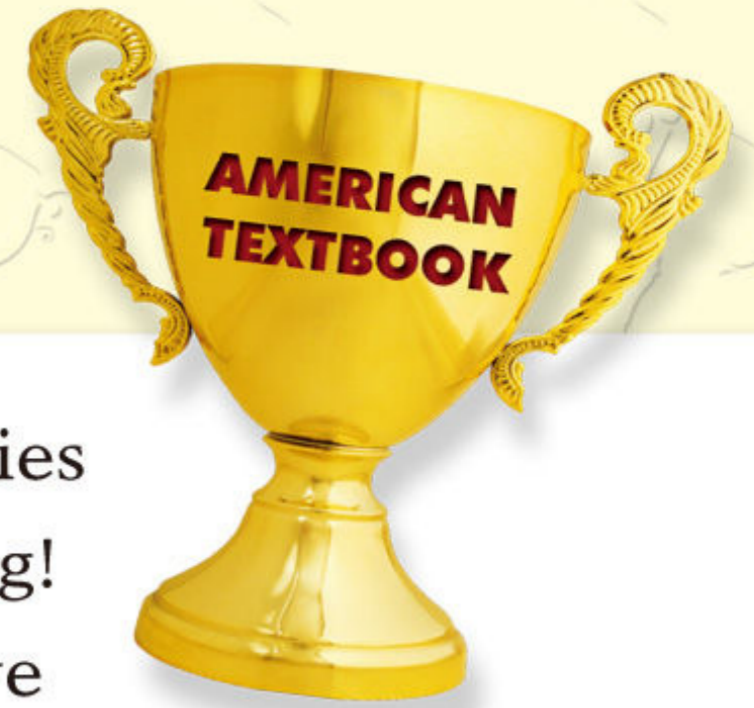
*Debra J. Housel*



**Who is Debra J. Housel?**

Debra is an educational writer with 13 years of experience. She has authored more than 100 books and won many awards such as the *Golden Lam Award*, the *Association of Educational Publishers' Distinguished Achievement Award* and *Learning Magazine's Teacher's Choice Award*.

# About Reading Trophy



Reading Trophy Series is full of interesting stories that lead you into the fantastic world of reading! Just follow easy-to-use steps. You will improve not only English reading skills but also build the knowledge of history, science, art, people, health, and many more through major English skills such as Listening, Speaking, and Writing.

Just Follow the Steps!

## STEP 1

- 1 Listen and repeat the words in **Words to Know**.
- 2 Look at the picture and answer the questions in **Speaking**. Don't forget to share your answers with your classmates.
- 3 Listen to the conversation and answer the questions in **Listening**.



## STEP 2

- 1 Read the story and listen to MP3.
- 2 Find the words in the passage with the clues in **Circle the Words**.
- 3 Read on and find more information about the topic in **Fun Fact** or **Fact File**.



## STEP 3

- 1 Check your reading comprehension skills with the questions in **Comprehension**.
- 2 Now, fill in the blanks and complete the task in **Writing Project**.

## STEP 4

- 1 Do you remember the words from the passage? Try **Vocabulary A**.
- 2 You can go ahead check your word knowledge in **Vocabulary B**.
- 3 Let's see if you are ready to wrap up the unit with **TEST PREP!**

## STEP 5

This is a real final step. Check your English reading skills with **Final Test!**

# Contents



**Unit 1 Animal Poo Paper**  
Environment ..... 8



**Unit 2 Different Greetings**  
Culture ..... 16



**Unit 3 How to Make Cupcakes**  
Food ..... 24

**Check Up 1** The Buttons on Jacket Sleeves 32



**Unit 4 How Elephants Communicate**  
Animal ..... 34



**Unit 5 The Cup Noodles Museum**  
Food ..... 42

**Unit 6 The Different Jobs of Human Hair**  
Health ..... 50



**Check Up 2** A Letter from the Son 58



## Unit 7 A Guide Dog, Jonjon

Animal ..... 60

## Unit 8 Everybody Is Different

Social Studies ..... 68

## Unit 9 Traffic Signs

Social Studies ..... 76



### Check Up 3 Mom's Bill

84



## Unit 10 Rachel's Birthday Gift

People ..... 86

## Unit 11 The Importance of Sleep

Science ..... 94



## Unit 12 The Glasswing Butterfly

Animal ..... 102



### Check Up 4 Roman Room Trick

110



*Check out the video links  
in the eBook.*

UNIT

1

Environment







## Words to know



Listen and repeat the words.

boil  
gather

dry  
machine

flat  
press

## Speaking



Look and answer the questions.

- 1 What do you see in the picture?
- 2 What is the woman doing?

## Listening



Listen and choose.

- 1 Where are the children?  
a.                      b.                      c.
- 2 Who wants the elephant's poo?  
a.                      b.                      c.



When you see poo, what do you do? Hold your nose? Run? Some people turn poo into paper! Not all poo is good for paper. People poo doesn't work. But panda, deer, elephant, and kangaroo poo are perfect.

People usually make paper from wood. A tree is cut down. <sup>5</sup> Machines break up the wood. Then workers mix it with glue. Then they press the mixture flat. When it dries, it becomes paper.

Some animals eat plants and leaves. They chew them up with <sup>10</sup> their teeth. The plants come out in their poo. Some people gather this animal poo. They wash and boil it, so it is not stinky. Then they mix it <sup>15</sup> with glue. They press it flat. It makes great paper.



### Circle the Words

**Line 6** equipments that are made of moving parts

**Line 7** to push firmly; to smooth out

**Line 7** even

Poo paper is good for the Earth. You don't have to cut down  
20 trees to make it. You don't have to use noisy, smoky machines.  
Poo paper sounds funny, but it's a great idea!

### Fun Fact

- You can also make paper from rhino, zebra, sheep, and wombat poo!
- What if dinosaurs were still alive? Some dinosaurs were plant eaters. We could have dinosaur poo paper!



**Line 7** stops being wet  
**Line 13** to bring together; to collect

**Line 14** to heat something until it bubbles and gives off steam

**A Choose the correct answers.**


- 1 The story is about making paper from \_\_\_\_\_ .  
 a cloth  
 b poo  
 c trees
  
- 2 We cannot make paper from \_\_\_\_\_ poo.  
 a elephant  
 b panda  
 c people
  
- 3 Which is NOT a step in making paper from wood?  
 a A tree is cut down.  
 b People wash and boil animal poo.  
 c Machines break up the wood.
  
- 4 What does the underlined word "it" refer to?  
 a wood  
 b paper  
 c poo

**B Number the pictures in the correct order.**









Complete the advertisement.

# Welcome to Clean World Store!



Buy \_\_\_\_\_, photo  
\_\_\_\_\_, and many more!

They are all made of \_\_\_\_\_,  
such as elephant poo, \_\_\_\_\_  
poo, and panda \_\_\_\_\_.

You can \_\_\_\_\_ by using our goods.

**Location**  
8-12 Cannel St. Albany,  
NY 10238

**Open**  
10 a.m. - 6 p.m. from  
Monday to Friday



**Animal poo paper does not smell at all.**

animal poo  
cow

albums  
notebooks

save the Earth  
poo

**A Circle the correct words to match their definitions.**

- 1 **boil** / **foil** : to heat something until it bubbles and steams
- 2 **dry** / **cry** : to stop being wet
- 3 **dress** / **press** : to push firmly; to smooth out
- 4 **plate** / **flat** : even
- 5 **march** / **machine** : an equipment that is made of moving parts
- 6 **gather** / **leather** : to bring together; to collect

**B Unscramble the letters to complete the sentences.**

- 1 Let's **olib** \_\_\_\_\_ water and make some tea.
- 2 **ePssr** \_\_\_\_\_ it with your hand until the glue dries.
- 3 Jan will **rgthae** \_\_\_\_\_ flowers in the garden.
- 4 A car is a **chimaen** \_\_\_\_\_.
- 5 Mom had a **lfta** \_\_\_\_\_ tire today.
- 6 Wait until the towel **dsrei** \_\_\_\_\_.

**READING** Choose the correct answers.

**Teacher:** Look, everyone! What is this?

**Student 1:** It is a notebook.

**Teacher:** Yes, it is. Actually, this is a special notebook made from animal poo.

**Student 2:** Eew. Doesn't it smell bad?

**Teacher:** Animal poo smells bad, but animal poo paper doesn't.

**Student 1:** It looks clean.

**Teacher:** You are right. It is just as clean as paper from wood. Do you know what is a good thing about using animal poo paper?

**Teacher:** We are helping save our Earth.

**Student 1, 2:** I'd like to use it!

**1** What is the teacher showing to the children?

- a a notebook      b wood      c an animal poo      d a calendar

**2** What is true about poo paper?

- a It smells bad.  
b It is not as clean as normal paper.  
c It saves our Earth.  
d It is cheap.

**SPEAKING** Look at the picture and answer the question.

What can you do with this animal poo?

---



---



---


Prepare your answer for 2 minutes.  
Write the answers and speak.



UNIT

# 2

Culture





## Words to know



**Listen and repeat the words.**

clap  
greet

complex  
native

culture  
squeeze

## Speaking



**Look and answer the questions.**

- 1 What are the men doing?
- 2 How do you say hello in your country?

## Listening



**Listen and choose.**

- 1 Where did Grant go on vacation?  
a.                      b.                      c.
- 2 What does Grant tell Nina?  
a.                      b.                      c.

Each culture has its own greeting, or way of saying, "Hello." People use their faces and bodies when they greet one another. They use words, too. Greetings are different around the world. Some are simple. Others are more complex.

5



In Tuvalu, people smell each other's cheeks. In Zambia, they squeeze each other's thumbs. In Zimbabwe, they clap their hands slowly. ① In Taiwan, they ask, "Have you eaten?" In the United States, each person waves a hand.

10



In Benin, young men shake hands. Then they snap their fingers.

In Iceland, people just say, "Happy" when they meet.



### Circle the Words

**Line 1** the language, customs, or ideas shared by a particular group of people

**Line 4** to say hello to someone

**Line 8** complicated; more than a few steps