



LEVEL 2

READING TROPHY

2

BUILDING READING POWER THROUGH PASSAGES



A* List

Dear Readers,

Reading is magical. It takes you to places you have never been--and may never go. It lets you get to know people you would have no other way to meet. Reading nonfiction is the most magical. It teaches you about new people, places, and things. Your mind grows. You get smarter. Then you read some more, and your mind grows again. Soon you are brilliant!

In these pages you will meet singer Susan Boyle. You will discover the world's biggest beaver dam. You will find out about life on the International Space Station. And that is just for starters. I hope you like reading these stories as much as I liked writing them for you. Let's get started reading. The magic is about to begin!

Debra J. Housel

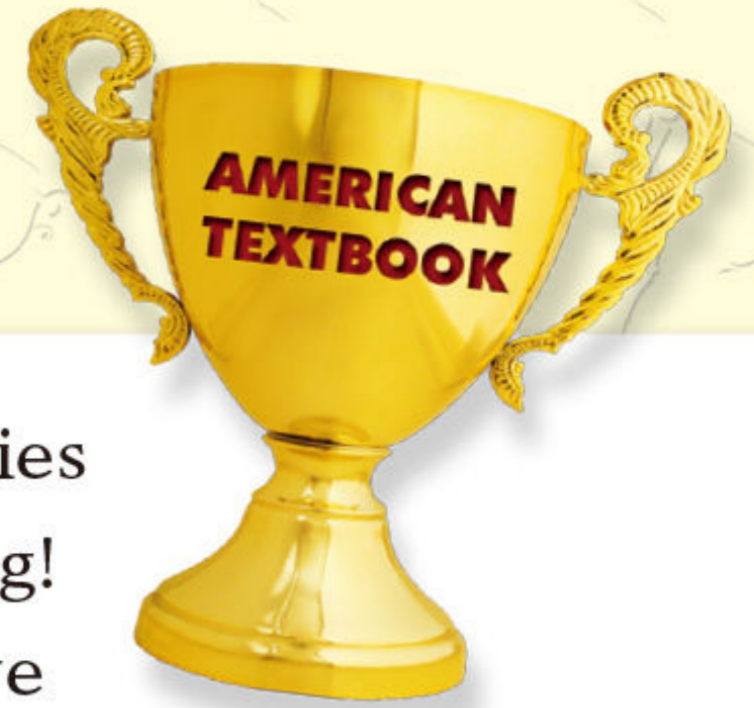


Who is Debra J. Housel?

Debra is an educational writer with 13 years of experience. She has authored more than 100 books and won many awards such as the Golden Lam Award, the Association of Educational Publishers' Distinguished Achievement Award and Learning Magazine's Teacher's Choice Award.

About

Reading Trophy



Reading Trophy Series is full of interesting stories that lead you into the fantastic world of reading! Just follow easy-to-use steps. You will improve not only English reading skills but also build the knowledge of history, science, art, people, health, and many more through major English skills such as Listening, Speaking, and Writing.

Just Follow the Steps!

STEP 1

- 1 Listen and repeat the words in **Words to Know**.
- 2 Look at the picture and answer the questions in **Speaking**. Don't forget to share your answers with your classmates.
- 3 Listen to the conversation and answer the questions in **Listening**.



STEP 2

- 1 Read the story and listen to MP3.
- 2 Find the words in the passage with the clues in **Circle the Words**.
- 3 Read on and find more information about the topic in **Fun Fact** or **Fact File**.



STEP 3

- 1 Check your reading comprehension skills with the questions in **Comprehension**.
- 2 Now, fill in the blanks and complete the task in **Writing Project**.

Comprehension

A Choose the correct answers.

- 1 What is the best title for the passage?
 - a. Is Coconuts?
 - b. Great Coconuts
 - c. Why Coconuts?
- 2 A coconut is a _____.
 - a. fruit
 - b. nut
 - c. seed
- 3 Which part of the coconut do people eat?
 - a. the meat
 - b. the shell
 - c. the hairs
- 4 Coconuts are NOT used to _____.
 - a. grow plants
 - b. fuel houses
 - c. build houses

B Check the correct parts of the coconut.

	shell	meat	water
1. Popped up and put in garden.			
2. Used to fry food in oil.			
3. Used in a drink.			
4. Shredded and then used in baking.			

Writing Project

Complete the fact sheet.

Super-Dupper Coconuts

Is a coconut a fruit? _____
 No, they are not. They are _____.
 They have _____ They are seeds.
 They are the world's _____.

What is inside a coconut?
 There is _____ inside a coconut.
 They is called "meat". The meat _____.
 There is water _____.
 That is _____.

What can you do with coconuts?
 People eat the meat. Coconut milk _____.
 People make cooking oil _____ Coconut water _____
 It _____ it cools you on a hot day. Chopped _____
 up coconut shells _____ Coconut oil can _____
 be _____ it makes fuel for _____.

Task

Item	Use	Recipe	Instructions
Coconut water	to drink	Coconut water	Use the water
Coconut oil	to cook	Coconut oil	Use the oil

STEP 4

- 1 Do you remember the words from the passage? Try **Vocabulary A**.
- 2 You can go ahead check your word knowledge in **Vocabulary B**.
- 3 Let's see if you are ready to wrap up the unit with **TEST PREP!**

Vocabulary

A Match the words to their definition.

1. shell -	a. covered with hair
2. chop -	b. hard outer covering
3. live -	c. not cooked
4. heavy -	d. bit or part of a bigger thing
5. raw -	e. to cut with an axe or sharp blade
6. piece -	f. to form a layer that covers something

B Circle the words that complete the sentences.

- 1 I ate five _____ (piece / pieces) of pizza!
- 2 I can't eat _____ (raw / ripe) fish! Please cook it.
- 3 The monster was big and _____ (heavy / light).
- 4 The meat of a coconut _____ (shell / piece) the shell.
- 5 We found a pretty _____ (shell / piece) on the beach.
- 6 He will _____ (chop / chop) down the tree.


TEST PREP

Choose the correct answer.

Do you want to grow a coconut tree at home? It is very easy. Get a fresh, healthy-looking coconut first. The fresh ones are usually brown. Do not get a green one. Next, plant the coconut in a pot with a mixture of soil and sand. Water it regularly. Keep the soil moist.

- 1 What is the passage mainly about?
 - a. Finding a coconut tree
 - b. Growing a coconut tree
 - c. Choosing a good coconut
 - d. Picking coconuts from the tree
- 2 What color should a fresh coconut be?
 - a. Black
 - b. Brown
 - c. Green
 - d. Yellow

Look at the picture and describe it.



Write your answer in 20 words. (Write on a separate sheet of paper.)

STOP

STEP 5

This is a real final step. Check your English reading skills with **Final Test!**

Final Test

D-2) Read the following passage and answer the questions.

Perhaps the best dad is the Emperor penguin. He lives in Antarctica. It is a very cold place. A father penguin stands in freezing winds for two months. He does not move. He does not eat. He keeps an egg warm beneath his body. When the baby hatches, he feeds it special food. It comes from his throat. Only dad penguins can do that. (Source: animal.dad)

- 1 What is the best title for the passage?
 - a. The Best Animal Dad
 - b. The Baby Emperor Penguin
 - c. The Special Food in Antarctica
 - d. The Coldest Place in the World
- 2 Why does the father Emperor penguin stand in freezing winds?
 - a. To eat some food.
 - b. To warm baby's feet.
 - c. To wait for the mother penguin.
 - d. To keep an egg warm beneath his body.

D-4) Read the following passage and answer the questions.

Beavers are great builders. They look for a narrow, deep place in a stream. They make a dam with trees and mud. After, they chew small trees. The pieces _____ on the ground. Beavers dig the logs in the stream. They put the logs together with mud. Now, they have a dam. It is dry inside the dam. Beavers sleep and store food inside the dam.

- 3 Which one does NOT fit in the blank?
 - a. fall
 - b. top
 - c. turn
 - d. grow
- 4 What do beavers do first to build a dam?
 - a. Chew small trees.
 - b. Dig the logs to the stream.
 - c. Put the logs together with mud.
 - d. Look for a narrow place in a stream.

Contents



Unit 1 Great Coconuts

Plant 8



Unit 2 The Importance of Water

Health 16



Unit 3 Dancing Cobras

Social Studies 24

Check Up 1 No More Mosquito Bites! 32



Unit 4 Life on the Space Station

Space 34

Unit 5 Matter Surrounds You

Science 42



Unit 6 Delicious Bugs

Food 50



Check Up 2 Susan's Dream Came True 58



Unit 7 Amazing Animal Dads

Animal 60

Unit 8 Clouds

Science 68

Unit 9 Beaver Dams

Animal 76

Check Up 3 Be Straw Free!

84



Unit 10 The History of Umbrellas

History 86

Unit 11 Let's Eat Right!

Health 94

Unit 12 Tornado in a Jar

Science 102


Check Up 4 Lost Emperor Penguin

110



Check out the video links
in the eBook.





Words to know



Listen and repeat the words.

chop
piece

hairy
raw

line
shell



Speaking



Look and answer the questions.

- 1 What does the inside of the coconut look like?
- 2 What are the people doing with the coconuts?

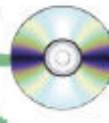
Listening



Listen and choose.

- 1 What are the people talking about?
a. b. c.
- 2 Which part of the coconut is white?
a. b. c.





Word Count 163

Many people think a coconut is a fruit. But it is not. Most fruits are soft. A coconut is hairy. It has a hard shell. It is not a fruit. Is it a nut? No. It is a seed. In fact, it is the world's biggest seed.

These seeds have "meat" and water inside them. The "meat" is the white part. It lines the shell. People eat the meat raw. They cook it, too. Coconut meat has tasty oil. This oil is used for cooking other foods. Coconut water is a drink. It cools you on a hot day.

Fun Fact

Where does the name "coconut" come from?

The name "coconut" comes from Spanish word "cocos." It means "smiling face." There are three small holes on coconut shells. These holes make a coconut look like a human face.



Circle the Words

Line 2 covered with hairs

Line 2 hard outer covering

Line 6 forms a layer that covers something

Line 7 not cooked



10 Coconuts are not only the biggest seed. They are useful, too. People chop up coconut shells. They put the pieces in their gardens. It helps plants grow. People can use coconut oil as fuel. It works just like gas. Truck
15 drivers put the oil into their gas tanks. It makes their trucks go. Coconuts are used in many ways. They surely are amazing seeds!

Coconut Fact

- People make shirt buttons from coconut shells. They also make masks and necklaces.
- People build houses with coconut trees. Coconut tree wood makes strong walls. The leaves make a waterproof roof.
- Falling coconuts are dangerous. They kill 150 people every year!



Line 11 to cut with an axe or sharp blade

Line 12 bits or parts broken or cut from a bigger thing

A Choose the correct answers.

- 1 What is the best title for the passage?
 - a A Useful Nut
 - b Great Coconuts
 - c Very Tasty Fruits

- 2 A coconut is a _____ .
 - a fruit
 - b nut
 - c seed

- 3 Which part of the coconut do people eat?
 - a the meat
 - b the shell
 - c the hairs

- 4 Coconuts are NOT used to _____.
 - a grow plants
 - b fuel trucks
 - c build houses

B Check the correct parts of the coconut.

	shell	meat	water
1 chopped up and put in gardens	✓		
2 used to fry food in oil			
3 used as a drink			
4 shredded and then used in baking			

Complete the fact sheet.

Super-Duper Coconuts

Is a coconut a fruit?

No, it is not. It is _____.

It has a _____. It is a seed.

It is the world's _____.

What is inside a coconut?

There is _____ inside a coconut.

That is called "meat." The meat _____.

There is water _____.

That is _____.

What can you do with coconuts?

People eat the meat. Coconut meat _____.

People make cooking oil _____. Coconut water

is _____. It cools you on a hot day. Chopped up

coconut shells _____. Coconut oil can be

_____. It makes trucks go.



hairy

coconut water

has tasty oil

a white part

a drink

help plants grow

inside a coconut

largest seed

used as fuel

hard shell

lines the shell

from the meat

A Match the words to their definitions.

- | | |
|------------------|--|
| 1 shell • | • a covered with hairs |
| 2 chop • | • b hard outer covering |
| 3 line • | • c not cooked |
| 4 hairy • | • d a bit or part of a bigger thing |
| 5 raw • | • e to cut with an axe or sharp blade |
| 6 piece • | • f to form a layer that covers something |

B Circle the words that complete the sentences.

- 1 I ate five **pieces** / **peace** of pizza!
- 2 I can't eat **raw** / **row** fish! Please cook it.
- 3 The monster was big and **hair** / **hairy**.
- 4 The meat of a coconut **lanes** / **lines** the shell.
- 5 We used a nutcracker to break the hard **shell** / **shall**.
- 6 He will **chop** / **chip** down the tree.

READING Choose the correct answers.

Do you want to grow a coconut tree at home? It is very easy. Get a fresh, healthy looking coconut first. The fresh ones are usually brown. Do not get a green one. Next, plant the coconut in a pot with a mixture of soil and sand. Water it regularly. Keep the soil moist.

- 1** What is the passage mainly about?
 - a Finding a coconut tree
 - b Growing a coconut tree
 - c Choosing a good coconut
 - d Picking coconuts from the tree


- 2** What color should a fresh coconut be?
 - a Black
 - b Brown
 - c Green
 - d Yellow

SPEAKING Look at the picture and describe it.

Prepare your answer for 2 minutes. Write the answer and speak.







Words to know



Listen and repeat the words.

cleanse

dehydrate

healthy

mostly

sweat

waste

Speaking



Look and answer the questions.

- 1 What is the girl doing?
- 2 Why is she doing this?

Listening TR 06

Listen and choose.

- 1 What does Mom want Jacob to do?
a. b. c.
- 2 Why is Mom worried about Jacob?
a. b. c.



You are mostly water. That may be hard to believe. Yet two-thirds of your body is water. If you weigh 30kg, then 20kg is water. That is why you must drink a lot of water each day. It will keep you healthy.

5

You can live for about one week without food. You will live about three days without water. And if it is hot, you will not live that long. You sweat a lot on hot days. Then you lose lots of water.

10



Circle the Words

Line 1 mainly

Line 5 feeling well; not ill

Line 9 to produce a liquid from your skin