

NATIONAL
GEOGRAPHIC
LEARNING

LOOK

3



Thank you to the educators who provided invaluable feedback during the development of *Look*:

CONSULTANTS

Gabriela Klečková, Teacher Trainer, University of West Bohemia, Czech Republic

Luciana Fernández, Teacher Trainer/Academic Consultant, ESSARP, Argentina

Mari Nakamura, Owner/Teacher Trainer/Teacher, English Square, Kanazawa

Nguyen Quoc Hung, MA, Teacher, Hanoi University, Hanoi

Dr Sagrario Salaberri, Professor, University of Almería, Spain

ADVISORS

Aisha Khawaja, Early Childhood and EAL Specialist, GEMS Dubai American Academy, United Arab Emirates

Alis Valenzuela, Junior Manager, Children & Teenagers Program, Instituto Guatemalteco Americano (IGA), Guatemala

Amanda Fonseca, Academic Advisor, Brasil

Andy Changan Li, Teaching Director, Keyword Education, Shenzhen

Carmen Virginia Pérez Cervantes, Academic Director, La Salle México-Sur, México

Emma Heyderman, Director of Education, Lacunza - International House San Sebastian, Spain

Jennifer Wu, Vice President, American Eagle Institute, Taipei

Julie Hwang, Educational Consultant, Seoul

Kevin McDonal, M.A.Ed., Curriculum Developer, Centro Cultural Costarricense-Norteamericano (CCCN), Costa Rica

Maria-Araxi Sachpazian, Managing Director, Input on Education, Greece

Mayumi Tabuchi, English Department Supervisor, Notre Dame Elementary School, Kyoto

Paulo Rogerio Rodrigues, Escola Mobile, Brasil

Dr Stephen Louw, Principle Trainer, Chichester College, Bangkok

Streamline Language School, Belarus

Teresa Haeok Park, Professor, International Graduate School of English (IGSE), Seoul

REVIEWERS

LATIN AMERICA

André Hedlund, Centro Cultural Brasil - Estados Unidos (CCBEU) - Goiânia, Brasil

Dulce Stoll, Colégio Miguel de Cervantes, Brasil

Itana Lins, Colégio Anchieta, Brasil

Isabella Oliveira Campos Titoneli

Alvim, Instituto Brasil-Estados Unidos (IBEU) - Rio de Janeiro, Brasil

Lorena Stern, Colegio Madrid, México

María Consuelo Velasco, Colegio Santa Francisca Romana, Colombia

Maria Eugenia Rodriguez, Centro Cultural Salvadoreño Americano (CCSA), El Salvador

Thays Ladosky, Associação Brasil América (ABA) - Recife, Brasil

Viviana María Valenti, Universidad Nacional de Rosario, Argentina

EUROPE

Ainhua Estella, Simon Says, Spain

Jennifer Chang, A++ School, Spain

Liana Boogaars, Bilingual Kids, Netherlands

Sandy Millin, IH Bydgoszcz, Poland

Shay Coyne, Spain

ASIA

Fu Nuocheng, 51 Talk, Beijing

LV Yang, 51 Talk, Beijing

Wei Wang, Beijing Haidian Teachers Training College, Beijing

Su Jing, Chencent Education, Beijing

Rivers He, Houhai Education, Beijing

Junjun Guo, Improve Education, Beijing

Xu Huan, New Oriental School, Beijing

Wang Jing, Rise Education, Beijing

Song Haoyue, TAL Education, Beijing

Irene Chen, Owen English, Chongqing

Lily Ren, Dalian Maple Leaf, Dalian

Yuki Zheng, Guangzhou

Panyuzhixin Middle School, Guangzhou

Rebecca Liu, Hui Da Hai Wen Education, Guangzhou

Nymark Wilkie, Panyu Zhixin Zhongxue, Guangzhou

Pingyuan Liu, PTE Testing Center Guangzhou Office, Guangzhou

Andrew W. Shewbart, ALO7 Education, Shanghai

Xiaofeng Shen, DaDa, Shanghai

Xiaobo Wang, Only Education Group, Shanghai

Liu Jun, 3rd Stage, Shenzhen

Katrina Li, Acadsoc Limited, Shenzhen

Fangfang Yan, Keyword Education, Shenzhen

Jinbo Shen, Little Oxford Education, Shenzhen

Natasa Natalie Radovanic, Nankai Primary Shenzhen School, Shenzhen

Keke Xu, Xue Er Si, Shenzhen

Monica, Xue Er Si, Shenzhen

Tanyuan Wang, Freelance, Shenzhen

Will Fu, Aston English, Xian

Wai Ling Nancy Chan, Baptist Sha Tin Wai Lui Ming Choi Primary School, Hong Kong

Dr Micaela de Senna Fernandes, Centre for International Cooperation in Education, Macau

Chloe Yu, Chuan Kids, Taipei

Steve Lambert, Shane English School, Taipei

Leonardo Tjen, Teach Indonesia School, Jakarta

Dr Tomohisa Machida, Akita International University, Akita

Ryan Hagglund, MY English School, Higashine

Marybeth Kamibepu, Hiroshima International School, Hiroshima

Toshiyuki Niimura, Kyoshin, Kawasaki

Cynthia Akazawa, Interact English School, Kurashiki

Daniel Stoffers, No Borders International School, Nagoya

David Gonzales, No Borders International School, Nagoya

Kenn Gale, No Borders International School, Nagoya

Kori Herlein, No Borders International School, Nagoya

Michael Pettovello, No Borders International School, Nagoya

Chika Miyashita, Joy World English Academy, Obihiro

Eric Kane, ELF Learning, Omihachiman

Ai Murphy, Murphy School of English, Onga

Corazon Kato, Chubu Gakuin University, Seki

Dr Curtis Kelly, Kansai University, Suita

Nick Weston, British Council Japan, Tokyo

Leah Arai, Kyoshin, Tokyo

Reiko Hitomi, Showa Elementary School, Tokyo

Rie Hatai, Showa Elementary School, Tokyo

Chiyuki Yanase, Sunny Field English, Tokyo

Akiko Nagashima, Tact Kodomomirai, Tokyo

Rie Kobayashi, Tact Kodomomirai, Tokyo

Juwon Noh, BCN Kids, Seoul

Jinhee Lee, YBM ECC, Seoul

Tantiwa Neawjantuek, Ban Kru Am, Ban Khoi

Nguyen Thi Thu Phuong, American English School (AMES), Hanoi

Kathleen Steenkamp, Apollo, Hanoi

Zach Pinson, Atlantic Education & Training, Hanoi

Vu Thi Phuong Hien, BINH MINH Group, Hanoi

Do Thuy Duong, IEG Global, Hanoi

Tran Thanh Huyen, Language Link, Hanoi

Ann Brown, Le Quy Don+VAS Hanoi, Hanoi

Mitchell Baker, Ocean Edu, Hanoi

Nguyen Thi Huong, Star Hanoi Primary School, Hanoi

Tran Thi Thanh Phuc, Vinschool, Hanoi

Danh Nguyen, AMA, Ho Chi Minh City

Peter Waters, Apollo, Ho Chi Minh City

Giang Nguyen, CEFALT, Ho Chi Minh City

Malamatenia Gatsou, ILA, Ho Chi Minh City

Nguyen Thi Thanh Hien, IPS, Ho Chi Minh City

Nguyen Tri Nhu Quynh, Pathway School, Ho Chi Minh City

Trinh Thi Hoa My, SEAMEO, Ho Chi Minh City

Nguyen Thi Bao Khuyen, Vietnam USA Society English Centers (VUS), Ho Chi Minh City

Tran Thi Minh Nguyet, Vietnam USA Society English Centers (VUS), Ho Chi Minh City

Tran Ngoc Thuy Nhien, Vinschool, Ho Chi Minh City

Pham Huu Loc, Vstar, Ho Chi Minh City

Chris Nicholson, Wellspring Saigon Int'l, Ho Chi Minh City

Gia Linh Lam, Yola, Ho Chi Minh City

Look³

Daniel Barber

COURSE CONSULTANTS

Paul Dummett

Elaine Boyd



National Geographic Learning,
a Cengage Company

Look 3 Student's Book

Author: Daniel Barber

Course Consultants: Elaine Boyd and Paul Dummett

Publisher: Sherrise Roehr

Publishing Consultant: Karen Spiller

Director of Global Marketing: Ian Martin

Heads of Strategic Marketing:

Charlotte Ellis (Europe, Middle East and Africa)

Kiel Hamm (Asia)

Irina Pereyra (Latin America)

Product Marketing Manager: Dave Spain

Senior Director, Production: Michael Burggren

Senior Content Project Manager: Nick Ventullo

Media Researcher: Leila Hishmeh

Art Director: Brenda Carmichael

Manufacturing Buyer: Elaine Bevan

Composition: emc design ltd.

© 2020 Cengage Learning, Inc.

ALL RIGHTS RESERVED. No part of this work covered by the copyright herein may be reproduced or distributed in any form or by any means, except as permitted by U.S. copyright law, without the prior written permission of the copyright owner.

"National Geographic", "National Geographic Society" and the Yellow Border Design are registered trademarks of the National Geographic Society
® Marcas Registradas

For permission to use material from this text or product,
submit all requests online at [cengage.com/permissions](https://www.cengage.com/permissions)

Further permissions questions can be emailed to

permissionrequest@cengage.com

ISBN: 978-1-337-71091-6

National Geographic Learning

Cheriton House, North Way,
Andover, Hampshire, SP10 5BE
United Kingdom

Locate your local office at [international.cengage.com/region](https://www.international.cengage.com/region)

Visit National Geographic Learning online at [ELTNGL.com](https://www.eltngl.com)

Visit our corporate website at www.cengage.com

Look Student Resources
(including video and audio):

ELTNGL.com/3look

ON THE COVER

In this photo blue maomao fish (their scientific name is *Scorpiis aequipinnis*) are swimming above a bed of kelp—a kind of seaweed. The fish live in the shallow water around the rocky coasts of New Zealand and Australia. They often swim close together near the surface and make the water look bright blue.

© Brian Skerry / National Geographic Creative

Contents

Look and remember
page 4

Words	My things, clothes, numbers 21–100, at home, family		
Grammar	<i>I've got / I haven't got ... I like / I don't like ...</i>	<i>He's got / She hasn't got ... She likes / She doesn't like ...</i>	<i>Have you got a ... ? I can / I can't ...</i>

1
Around the world
page 9



Words
Argentina, Australia, Brazil, Italy, Japan, Poland, South Africa, Spain, the UK, the US
Reading: *daughter, grandparents, parents, son*

Grammar
*Where are you from?
I'm from Japan.
Our parents are giraffe experts.
Their grandparents' house is in Germany.*

Skills
Read about the giraffe family.
▶ Listen and learn about a family in Namibia who help giraffes.
Speak and write about your country.

Phonics
a_e as in *plane*
ai as in *train*
ay as in *play*

VALUE Make friends.

2
On my way!
page 17



Words
farm, field, forest, lake, mountain, path, river, town, village, waterfall
Reading: *cable car, exercise, subway*

Grammar
*Do you live in a town?
Yes, we do.
Does Ana live next to a forest?
No, she doesn't.
above, across, along, around, down, past, through, under*

Skills
Read about how children get to school.
▶ Listen and learn about long journeys.
Speak and write about your journey.

ee as in *tree*
ea as in *beach*
y as in *country*

VALUE Help others.

3
Helping out
page 29



Words
cook lunch, do the washing up, feed the dog, fix my bike, go shopping, make my bed, practise the piano, take out the rubbish, tidy my bedroom, water the plants
Reading: *pick [fruit], put away, recycling*

Grammar
always, usually, sometimes, never
*How often do children in the city help at home?
every morning, once a week, at the weekend*

Skills
Read about helping out in the country and the city.
▶ Listen and learn about helping at home.
Speak and write about what you do to help.

igh as in *night*
y as in *my*
i_e as in *kite*

VALUE Be responsible.

4
Playtime!
page 37



Words
bake, collect stickers, do puzzles, dress up, make things, play computer games, play hide-and-seek, read comic books, roller-skate, watch films
Reading: *interested in, real, stick, teenagers*

Grammar
*I like doing puzzles.
Maz doesn't like reading comic books.
Does Alisa like riding her hobby horse?
Yes, she does. / No, she doesn't.*

Skills
Read about a new sport.
▶ Listen and learn about hobbies in other countries.
Speak and write about your hobbies.

ow as in *know*
oa as in *coat*
o_e as in *home*

VALUE Look after your friends.

5
Eating out
page 49



Words
milkshakes, noodles, pancakes, pasta, salad, sandwiches, sauce, soup, vegetables
Reading: *bottles, bowls, cups, glass, plates, straws*

Grammar
*There's a sandwich.
There's some juice.
There are some noodles.
There are lots of things to eat. There's lots of sauce.
Can I have a glass of water, please?*

Skills
Read about helping to reduce plastic rubbish.
▶ Listen and learn about eating out in other countries.
Speak and write about eating out.

oo as in *noodles*
ue as in *blue*
u_e as in *ruler*

VALUE Care for the environment.

6
Animal behaviour
page 57



Words
ants, bat, dolphins, kangaroo, panda, parrot, penguins, shark, whale
Reading: *busy, hungry, lizards, safe, waking up*

Grammar
*The penguin is jumping.
The whales aren't swimming.
Is it looking for food?
Yes, it is. / No, it isn't.
What is it doing?*

Skills
Read about meerkats.
▶ Listen and learn about students' favourite animals.
Speak and write about your favourite animal.

ph as in *dolphin*
f as in *fish*

VALUE Learn about animals.

Function 1 Talking about dates page 25 ▶ **School trip 1** The Sami and the reindeer page 26 **Review 1: Units 1–2** page 28

LOOK 3

7 Happy faces

page 69



Words

a beard, curly hair, dark hair, fair hair, fat, a moustache, round face, straight hair, tall, thin
Reading: died, metres, nearly, takes [two hours]

Grammar

I'm shorter than the giant.
She's thinner than him.
She's got the longest hair in the world.

Skills

Read about amazing people.
▶ Listen and learn about descriptions of friends and family.
Speak and write about a friend or family member.

Phonics

ar as in car
or as in short
ir as in dirty

VALUE Accept differences.

8 Healthy body, healthy mind

page 77



back, a cold, a cough, ill, medicine, shoulder, a sore neck, stomach, tooth (two teeth), toothache
Reading: calm, grades, worry

You must sit down now.
You mustn't run.
It's good to do yoga.
It isn't always easy to learn at school.

Read about yoga in schools.
▶ Listen and learn about sport in school.
Speak and write about sport in your school.

ou as in bounce
ow as in now

VALUE Keep fit.

Game 2 page 85

Reading extra 2 Solar eclipses page 86

Review 4: Units 7-8 page 88

9 I love my town

page 89



building, bus stop, café, car park, cinema, hospital, market, sports centre, supermarket
Reading: factories, skyscraper, shopping centres

There was a zoo.
There weren't things to do.
Were there any shops?
40 years ago, it was different.
The big companies arrived then.
There are skyscrapers everywhere these days.
They make mobile phones now.

Read about a megacity.
▶ Listen and learn about cities in other countries.
Speak and write about a city you know.

er as in person
ir as in dirty
ur as in burger
or as in world

VALUE Love your town.

10 People in the past

page 97



climb trees, cry, cycle to school, laugh, need water, sail, stay at home, wait for the bus, walk to school
Reading: archaeologists, changed, machine, remains

The ancient Maya people lived in Mexico.
They didn't use electricity.
Did they have horses?
No, they didn't.

Read about an ancient Mayan city.
▶ Listen and learn about weekend activities.
Speak and write about your weekend activities.

air as in hair
are as in parents
ear as in bear

VALUE Be interested in others.

Function 3 Making suggestions and responding page 105

▶ School trip 3 The Taos pueblo page 106

Review 5: Units 9-10 page 108

11 Outdoor adventure

page 109



eat outside, go canoeing, go on a roller coaster, have a picnic, lose your way, make friends, ride on a motorbike, see a shooting star, sleep in a tent, swim in a lake
Reading: explorer, ski, sled

They went to the forest.
She didn't get in the back seat.
Where did she go? She went to the Arctic.
When did you last see snow?
Yesterday morning. / Last Saturday.

Read about an Arctic explorer.
▶ Listen and learn about the first time students did something.
Speak and write about the first time you did something.

ce as in face
ci as in pencil
ge as in huge
gi as in giraffe

VALUE Stay safe outside.

12 Let's have fun!

page 117



art gallery, dinosaur, funfair, museum, ride, sculpture, summer camp, theme park, water park, wildlife park
Reading: chefs, circus, juggle, skills, star, unicycle

I'm going to see some dinosaurs.
She isn't going to leave the car.
Are you going to have fun this summer?
Yes, I am. / No, I'm not.

Read about summer camps.
▶ Listen and learn about students' next holiday.
Speak and write about your next holiday.

schwa as in summer

VALUE Plan your free time.

Game 3 page 125

Reading extra 3 The feast page 126

Review 6: Units 11-12 page 128

Look further

One more look page 129 ▶ **BONUS School trip** Outdoor adventure in New Zealand page 130
BONUS Reading extra The Comedy Wildlife Photography Awards page 132 **BONUS Game** page 134



Look and remember

- 1** Look. What can you see in the photo? Circle the words. Then complete the sentences.

bike boys camera catching hat jacket
jeans jumping park skateboard street taking

- There are three _____ in the _____.
- A boy is _____ from the yellow climbing frame. He's wearing a _____.
- There's a black _____, and a _____ behind the climbing frame.
- One boy is wearing a _____ on his head and blue _____.
- One boy is _____ a photo with his _____.

- 2** Ask and answer.

Have you got a bike?

Yes, I have. What about you?

- 3** Write about you and your friends.

- I've got a _____.
- I haven't got _____.
- _____ has got _____.
- We've all got _____.

- 4** Match. Then do some maths.

A eighty **B** fifty **C** ninety **D** twenty-two
E forty **F** sixty **G** one hundred **H** seventy
I thirty **J** twenty-one

21 22 30 40 50
60 70 80 90 100

What's 28 plus 47?

75.

Playing in
the park





**A modern doll's house by designer,
Elaine Shaw, London, the UK**

Look and remember **2**

1 Look at the photo. How many things can you name?

2 Play a memory game.

3 Read and circle.

My house is small, but I (1) like / likes / liking it. It (2) *don't / has / have* got a living room and two bedrooms. We (3) *has / hasn't / haven't* got a dining room - we eat in the kitchen. In the living room, there (4) *are / be / is* a sofa, an armchair and a big bookcase, and we (5) *can / have / likes* play games on the computer. We've got a garden, but I (6) *do / doesn't / don't* like it. It's very small, so we (7) *can't / doesn't / haven't* play football.

4 Complete with *can* or *can't*.

- 1 You _____ watch TV in the garden.
- 2 The family _____ sit down in the living room.
- 3 You _____ cook in the bedroom.
- 4 You _____ play football in the kitchen.
- 5 My friends and I _____ play in my bedroom.
- 6 You _____ have a shower in the bathroom.

5 Write about your house.

bath brother dining room father floor
garden hall mirror mother shower sister

I live with my ...

We've got a nice ... / We haven't got a ...

There's a ... in the ...

I like / I don't like ...

Around the world

UNIT
1



Children in Indonesia having fun

Look at the photo. Answer the questions.

Where are the boys?


What are they doing?

Where do children play in water where you live?

LESSON 1 Words

1 Listen and point.  TR: 3



2 Listen and repeat.  TR: 4

3 Ask and answer.

What's this country?

It's Brazil.

Correct!

1 Listen, point and chant. 🎧 TR: 5

Hello! Ciao! Konnichiwa!

Sawubona! Cześć! Hey! Hola!

Where are you from? Are you from Japan?

Yes, yes, I am. I'm from Japan.

And where is he from?

He's from the US.

And where is she from?

She's from Brazil.

So many countries – so many friends.

Let's travel the world. The fun never ends.

2 Listen and read. 🎧 TR: 6

Are you from Japan? Yes, I am.

Where are you from? I'm from Japan.

Where is she from? She's from Brazil.

3 Match.

1 Where is Leo from?

They're from Australia.

2 Where are koalas from?

He's from Poland.

3 Is football from the UK?

No, we aren't. We're from Spain.

4 Where are you from?

Yes, it is.

5 Are you from Poland?

I'm from Brazil.

4 Play.

Hi. What's your name?

My name's Akari.

Are you from Japan?

Yes, I am.

Are you from China?

No, I'm not.

VALUE

Make friends.

Workbook, Lesson 6

1 Look at the words. Listen and repeat.  TR: 7

son daughter parents grandparents

2 What do you know about giraffes?
Listen and read.  TR: 8

The giraffe family

Julian and Stephanie Fennessy are giraffe experts. They live in Namibia in Africa with their **son**, Luca and **daughter**, Molly. They aren't from Namibia. They live there because of the giraffes.

Luca (twelve years old)

We help our **parents** with the giraffes. We use photos to see which giraffes are there. We know many giraffes because they all have different spots. Our family is from different places – my dad is from Australia, and my mum is from Germany.

Molly (nine years old)

Giraffes are cool. They are tall and their colours are beautiful. I like their soft noses. Melvin is the name of my favourite giraffe. I like living here, but we don't see our **grandparents**, uncles and aunts or cousins in Germany and Australia very often.



3 Read again. Write T (true) or F (false).

- 1 Molly and Luca's mum and dad know about giraffes.
- 2 Molly and Luca's family isn't from Namibia.
- 3 Molly and Luca's mum is from Australia.
- 4 Luca's sister is twelve.
- 5 Molly likes giraffes.
- 6 Her favourite giraffe is Melvin.

4 What is good about Molly and Luca's lives? What isn't good?

1 Listen and read.  TR: 9

Luca is **my** brother.

Your brother is twelve.

His cousins are in Australia.

Her favourite giraffe is Melvin.

Our parents are giraffe experts.

Their grandparents' house is in Germany.

2 Circle.

- 1 Luca and *his / our / your* sister are in Namibia.
- 2 *Her / His / Their* name is Molly.
- 3 *My / Their / Your* father is from Australia.
- 4 Luca: '*His / My / Your* sister is nine.'
- 5 Luca and Molly: '*Her / His / Our* parents help giraffes.'
- 6 What about you? What are *her / our / your* favourite animals?

3 Play. Listen to the instructions.

4 Think and write.

What's the name of ...

- your mother?
Her name is Michiko.
- your three best friends?
- your favourite singer?
- your favourite sports player?
- your teddy bear?



1 Read. Write the words. Listen.  TR: 10

Hello, what are you? Do you want to play?

I'm a kind of animal, but I cannot say.

What are you like?

My ears are big and I'm big and grey.

Where are you from?

I'm from South Africa.

Are you an _____?

Yes, I am!

Hello, what are you? Do you want to play?

I'm a sport, but I cannot say.

What are you like?


I'm fun. I'm fast.

Where are you from?


I'm from the US.

Are you _____?

Yes, I am.

2 Listen and sing.  TR: 11 and 12

3 Sing and act.  TR: 13



1 Listen. Say the sounds.  TR: 14

pl - ane	plane
g - ame	game
tr - ai - n	train
p - ai - nt	paint
pl - ay	play
Fr - i - d - ay	Friday

2 Write *a_e*, *ai* or *ay*. Listen and chant.  TR: 15

It's Frid_____!
 Do you want to pl_____ a g_____?
 We're in the big school pl_____ground.
 Let's m_____ a tr_____n or p_____nt a pl_____,
 Play b_____ball on our sk_____boards!
 Hurray!

3 Write *a_e*, *ai* or *ay*. Say the words. Listen and repeat.  TR: 16



1 c_____



4 r_____n



2 cr_____ons



5 sn_____



3 holid_____



6 t_____l

LESSON 7 Video

1 Watch Mati, Emilia and Rafi. Who talks about the photo? ▶ Video 1



2 Watch the video again. Tick (✓) the words you hear. ▶ Video 1

- | | | | |
|-----------------------------------|-----------------------------------|--------------------------------|---------------------------------------|
| <input type="checkbox"/> baseball | <input type="checkbox"/> beaches | <input type="checkbox"/> cake | <input type="checkbox"/> capital city |
| <input type="checkbox"/> cheese | <input type="checkbox"/> football | <input type="checkbox"/> hot | <input type="checkbox"/> ice cream |
| <input type="checkbox"/> new | <input type="checkbox"/> old | <input type="checkbox"/> pasta | <input type="checkbox"/> pizza |
| <input type="checkbox"/> potatoes | <input type="checkbox"/> rain | <input type="checkbox"/> snow | <input type="checkbox"/> sunny |

Writing

We use capital letters

- at the start of a new sentence. *It's a beautiful country.*
- with countries and cities. *The capital city of Italy is Rome.*
- with names. *My name's Rhiane.*
- with days. *Today is Monday.*

3 Imagine you've got a friend in a different country. Tell them three things about your country.



Natural bridge, India

Look at the photo. Answer the questions.

What can you see?

Are there any cars?

How do you go to school?

LESSON
1 Words

1 Listen and point. 🎧 TR: 17



farm



field



forest



lake



mountain



path



river



town



village



waterfall

2 Listen and repeat. 🎧 TR: 18

3 Listen and answer.

4 Draw. Listen and play.



1 Listen, chant and act. TR: 19

Do you live in a town?	No, we don't.
Do you live in the countryside?	Yes, we do. We live on a farm.
Does she live on a mountain?	No, she doesn't.
Does she live in a forest?	Yes, she does. She lives in a tree.
Do they live near a river?	No, they don't.
Do they live on a lake?	Yes, they do. They live on a boat.

2 Listen and read. TR: 20

<i>Do you live in a town?</i>	<i>Does Ana live next to a forest?</i>
Yes, we do .	Yes, she does .
No, we don't .	No, she doesn't .
No, we live in a village.	No, she lives next to a lake.


3 Look and say.

	in a village?	in a town?	near a river?	next to a lake?	near school?
Carlos		✓		✓	✓
Lily	✓		✓		
Rita and Lucas	✓		✓		
You					
Your friend					

Does Carlos live in a village?
No, he doesn't.

Does he live in a town?
Yes, he does!

Right!

1 Look at the words. Listen and repeat.  TR: 21

cable cars subway exercise

2 Where are the children in the photo?
Listen and read.  TR: 22

For some children it isn't easy to get to school. In big cities it is dangerous because there are lots of cars. In Caracas, Venezuela, some children don't travel through the city; they travel above the city in **cable cars**. In Tokyo, many Japanese children travel under the city on the **subway**. In some cities, like Rouen in France, children go to school on 'bike buses'. These are bicycles for lots of people. They ride around the city and the children can go to school together. It's good **exercise!**

And then there are children who walk a long way to get to school. Radhika and Yashoda live in the village of Syaba, in the Himalayas in India. They walk all the way down the mountain. They walk along a little path through the forest. Then they go across the river on a special cable car. It takes two hours!

3 Read again. Match the countries with the transport.

bike buses cable car the subway on foot

- 1 Venezuela _____
- 2 Japan _____
- 3 France _____
- 4 India _____ and _____

4 What do you think? Answer the questions.

- 1 Which journeys are fun?
- 2 Which journeys are difficult?
- 3 Which is your favourite journey? Say why.

A bike bus in Rouen, France



1 Match. Listen, check and read.  TR: 23

- 1 They go **across** a river in a special cable car.
- 2 They travel **under** the city on the subway.
- 3 They ride **above** the city in a cable car.
- 4 They walk **through** the forest.
- 5 They walk **down** the mountain.
- 6 They ride **past** their friends.
- 7 They go **around** the city on a special bike.
- 8 They go **along** a little path.

2 Match.

above ___ across ___ along ___ around ___
down ___ past ___ through ___ under ___



3 Circle.

- 1 We go *past* / *under* a forest on our way to school.
- 2 He can walk *along* / *under* the waterfall.
- 3 She rides *around* / *through* the lake every day.
- 4 I can't swim *above* / *across* the river. It's dangerous!
- 5 The train goes up and *above* / *down* the mountain.
- 6 You walk *down* / *through* the city on your way home.

4 Write two true sentences and one false sentence about your journey to school. Guess!

I walk to school. I go under a bridge.
I don't go past a bookshop.

You don't go under a bridge!

You're right. I don't.

LESSON
5 Song

1 Listen and follow.  TR: 24


2 Listen, read and sing.  TR: 25 and 26

Do you want to come to my house and play?
Is it far? Can I stay all day?
Sure! There are lots of toys!
For girls *and* boys?
Yes, let me tell you the way.
You go down the path, (down the path)
Between the trees, (between the trees)
Along the beach, (along the beach)
And you're there! (I'm here!)
You go across the river, (across the river)
Past the farm, (past the farm)
Under the waterfall, (under the waterfall)
And you're there! (I'm here!)

3 Sing and act.  TR: 27

VALUE Help others.

Workbook, Lesson 6



1 Listen and point.  TR: 28

2 Listen. Say the sounds.  TR: 29

tr - ee	tree	w - ee - k	week
b - ea - ch	beach	pl - ea - se	please
c - ou - n - tr - y	country	st - o - r - y	story

3 Write *ee*, *ea* or *y*. Listen and chant.  TR: 30

Play on the b_____ch,
Climb a tall tr_____,
Sail on the s_____,
Follow a b_____!
When I go to the countr_____side,
It makes me happ_____ inside!

4 Write *ee*, *ea* or *y*. Say the words. Listen and repeat.  TR: 31



1 sw_____ts



4 bab_____



2 f_____t



5 dirt_____



3 j_____ns




6 p_____s


LESSON 7 Video

1 Watch the video. Match. ▶ Video 2

- 1 Marcel
- 2 AJ
- 3 Yurara



A



2 Watch the video again. Tick (✓) the words you hear. ▶ Video 2

- | | | | |
|--------------------------------------|-------------------------------------|----------------------------------|---------------------------------------|
| <input type="checkbox"/> brother | <input type="checkbox"/> cousins | <input type="checkbox"/> forests | <input type="checkbox"/> grandparents |
| <input type="checkbox"/> houses | <input type="checkbox"/> mountains | <input type="checkbox"/> movies | <input type="checkbox"/> parents |
| <input type="checkbox"/> reading | <input type="checkbox"/> river | <input type="checkbox"/> school | <input type="checkbox"/> sister |
| <input type="checkbox"/> video games | <input type="checkbox"/> waterfalls | <input type="checkbox"/> window | <input type="checkbox"/> door |

Writing

We use **full stops** at the end of sentences.

Brazil is a big country.

We use **question marks** at the end of questions.

Where do you go?

We use **commas** in lists.

I go with my mum, my dad, my sister and my cousin.

We use **apostrophes** in contractions and for possession.

I'm from Brazil.

We visit my aunt – my mum's sister.

3 Write about a long journey.

Do you go on any long journeys?
How do you travel?

What do you do while you travel?
And what do you see?

Today is the **1st of October**. My birthday is on the **7th of July**.

Ordinal numbers TR: 32

1 st	first	7 th	seventh	13 th	thirteenth
2 nd	second	8 th	eighth	14 th	fourteenth
3 rd	third	9 th	ninth	20 th	twentieth
4 th	fourth	10 th	tenth	21 st	twenty-first
5 th	fifth	11 th	eleventh	30 th	thirtieth
6 th	sixth	12 th	twelfth		

Months of the year TR: 33

January	July
February	August
March	September
April	October
May	November
June	December

1 Listen and read. Complete. TR: 34

Pablo: What are you doing, Gloria?

Gloria: I'm making party invitations.

Pablo: When's your birthday?

Gloria: It's on the _____.

Pablo: But today's the _____!

Gloria: I know, but it's not my birthday. They're invitations for Celina's birthday party.

Pablo: Oh, I see! Well, when's Celina's birthday?

Gloria: Her birthday is on the _____. That's Wednesday and the party's on Sunday, the _____. Do you want to come?

Pablo: Yes, I do! Thanks! And you can come to my birthday party on the _____.

2 Listen, check and repeat. TR: 35

3 Listen again. Match. TR: 36

- | | | |
|---|-------------------|--------------------------|
| 1 | Gloria's birthday | 16 th March |
| 2 | today | 18 th March |
| 3 | Celina's birthday | 22 nd March |
| 4 | Celina's party | 4 th April |
| 5 | Pablo's party | 9 th November |

4 Say.

When's your birthday, Beatriz?

My birthday is on the 30th June.