

Look and See



Thank you to the educators who provided invaluable feedback during the development of *Look and See*:

EXPERT PANEL

Peggy Chen, Researcher, Magic English School, Beijing

Lingyu Wang, Management Trainee, New Oriental Stars, Beijing

Yinshuo Liu, Research and Development Manager, MaXen Education, Beijing

Claire Henderson Venables, Director, Active English, Brazil

Gregg Schroeder, Author, Hong Kong

Jaqueline Hernández, English Coordinator, Colegio Madrid, Mexico

Aleksandra Siwiak, Head Teacher, Ala Ma Kota, Poland

Begoña Bravo Salas, Bachelor of Pedagogy and Children's Teacher, La Salle Santander, Spain

REVIEWERS

ASIA

Wei Liu, Beijing Joyin Edu Co. Ltd, Beijing

Li Zhao, Blueberry Education Group, Beijing

Cathy Li, Jengkol Education, Beijing

Jing Liu, Sam's Family, Beijing

Travis Stewart, Egroup, Hanoi

Hung, Ma Nguyen Quoc, Hanoi University of Foreign Languages, Hanoi

Peter Waters, Apollo English, Ho Chi Minh City

Lila Rodriguez, EMASI Bilingual Schools, Ho Chi Minh City

Tu Trieu, YOLA, Ho Chi Minh City

Linny Andreas, Kanaan Global School, Jakarta

Isabela Indah, Saint John's Catholic School Meruya Campus, Jakarta

Gisela Murai, Gigi's English Delivery, Kasugai

Dr Elsie Chin, Cambridge English For Life, Kuala Lumpur

Dave Dawang, Osaka YMCA Tennoji Language Center, Osaka

Cailean Babcock, Osaka YMCA Tennoji Language Center, Osaka

Rica Narita, Osaka YMCA Tennoji Language Center, Osaka

Michelle Arkham, Osaka YMCA Tennoji Language Center, Osaka

Heather Hofer, Dynamic Language Centre Malaysia, Penang

Por Lundy, Western International School, Phnom Penh

Tracy Wu, EF Education First, Shanghai

Echo Zhao, Hsuanhuai, Shanghai

Kelly Chen, Shanghai

Katrina Li, Acadsoc, Shenzhen

Vera Yan, Keyword Education, Shenzhen

Andy Chang'an Li, Shenzhen Keyword Education, Shenzhen

Eli Yonetsugi, Berlitz Global, Tokyo

Camille Nota, Berlitz Japan, Tokyo

Yasuko Hirata, Yokohama YMCA, Yokohama, Kanagawa

EUROPE

Agnietė Žukauskaitė, Kalba.Lt, Lithuania

Ilona Wojciechowska-Nowaczyk, British School Białoleka in Warsaw, DoDoTOK, Poland

Alexandra Motrescu, ALMO New Learning Concept, Romania

Cristina Mihalcea, ROSENLAND Education Hub, Romania

Caroline Chapman, Lacunza, International House, Spain

Pilar Moreno, Lacunza, International House, Spain

Ursula Perrin, Madison Place, Spain

Yolanda Muñoz Vivas, Spain

LATIN AMERICA

Stella Maris Palavecino, Buenos Aires English House, Argentina

Ma. Eugenia Dell'Osa, Glasgow Kindergarten, Argentina

João Rodrigo Lima Agildo, Colégio São Luís, Brazil

Helena Mesquita Bizzarri, SESI Idiomas, Brazil

Juliana Tonini, SESI Idiomas, Brazil

Carola Esquivel, Colegio Verbo, Guatemala

Juana Pérez Varela, Colegio Anáhuac de Cuautitlán, Mexico

Dafne Camarena Garay, Colegio de San Ignacio de Loyola Vizcaínas, Mexico

José María Vázquez, Instituto de Ciencias, Mexico

1

Look and See

Susannah Reed



National Geographic Learning,
a Cengage Company

Look and See 1 Student's Book

Author: Susannah Reed

Publisher: Rachael Gibbon

Executive Editor: Siân Mavor

Senior Development Editor: Karen Haller Beer

Director of Global Marketing: Ian Martin

Heads of Strategic Marketing:

Charlotte Ellis (Europe, Middle East, and Africa)

Kiel Hamm (Asia)

Irina Pereyra (Latin America)

Product Marketing Manager: Dave Spain

Senior Content Project Manager: Nick Ventullo

Media Researcher: Leila Hishmeh

Art Director: Brenda Carmichael

Operations Support: Hayley Chwazik-Gee

Manufacturing Manager: Eyvett Davis

Manufacturing Buyer: Elaine Bevan

Composition: Composure Graphics, LLC

© 2021 Cengage Learning, Inc.

ALL RIGHTS RESERVED. No part of this work covered by the copyright herein may be reproduced or distributed in any form or by any means, except as permitted by U.S. copyright law, without the prior written permission of the copyright owner.

"National Geographic", "National Geographic Society" and the Yellow Border Design are registered trademarks of the National Geographic Society ® Marcas Registradas

For permission to use material from this text or product,
submit all requests online at [cengage.com/permissions](https://www.cengage.com/permissions)
Further permissions questions can be emailed to
permissionrequest@cengage.com

ISBN: 978-0-357-42695-1

National Geographic Learning

Cheriton House, North Way,
Andover, Hampshire, SP10 5BE
United Kingdom

Locate your local office at [international.cengage.com/region](https://www.international.cengage.com/region)

Visit National Geographic Learning online at [ELTNGL.com](https://www.eltngl.com)

Visit our corporate website at www.cengage.com

Look and See Student Resources (including audio):

[ELTNGL.com/lookandsee1](https://www.eltngl.com/lookandsee1)

ON THE COVER






This photo shows a dormouse that appears to be laughing. The photo was taken in Italy and was entered into the Comedy Wildlife Photography Awards where it was among the winners for 2017. The Comedy Wildlife Photography Awards is an annual competition among photographers to get the funniest, most unusual photographs of animals in the wild.

© Andrea Zampatti/Comedy Wildlife Photo Awards

Scope and Sequence

What's your name? p.4

*What's your name?
My name's ...*

		Words	Structure	Value	Letters and Sounds/ Numbers	Content Connections	
						Video	Project
1		<i>Hello!</i>	<i>How are you?</i>	Make friends.	Aa /æ/	Social Science	
		<i>Goodbye.</i> <i>Say hello.</i> <i>Wave goodbye.</i> <i>Stand up.</i> <i>Sit down.</i> <i>Open your book.</i> <i>Close your book.</i>	<i>I'm fine, thank you.</i>			How do people say hello around the world?	A puppet
2		<i>school</i>	<i>What's this?</i>	Look after your things.	1, 2	Social Science	
		<i>apron</i> <i>bag</i> <i>chair</i> <i>crayon</i> <i>pencil</i> <i>table</i>	<i>It's a pencil.</i>			How are classrooms different around the world?	A pencil holder
3		<i>paint</i>	<i>What colour is the book?</i>	Be creative.	Ee /e/	Art	
		<i>blue</i> <i>green</i> <i>orange</i> <i>purple</i> <i>red</i> <i>yellow</i>	<i>It's red.</i>			What happens when we mix primary colours?	A squish painting
4		<i>train</i>	<i>I've got a ball.</i>	Share your toys.	3, 4	Social Science	
		<i>ball</i> <i>bus</i> <i>car</i> <i>doll</i> <i>puppet</i> <i>teddy bear</i>				What land transportation do we use?	A bus collage
5		<i>body</i>	<i>Touch your head.</i>	Be active.	li /ɪ/	Music, PE	
		<i>arms</i> <i>feet</i> <i>hands</i> <i>head</i> <i>legs</i> <i>tummy</i>	<i>Move your hands.</i>			What are different ways to dance?	A shaker

6

Food

p. 35



Words

apple
banana
biscuit
carrot
milk
orange
water

Structure

*I like oranges.
Me, too!*

Value

Choose healthy food.

**Letters and Sounds/
Numbers**

5, 6

Content Connections

Video

Science

How do plants grow?

Project

An apple tree book

7

My family

p. 41



photo
brother
dad
grandma
grandpa
mum
sister

This is my mum.

Be kind to your family.

Oo /o/

Science

Do animals live in families?

A photo frame

8

On the farm

p. 47



chicken
cat
cow
dog
goat
horse
sheep

*Is it a cow?
No, it isn't.
Is it a horse?
Yes, it is.*

Look after animals.

7, 8

Science

What do we get from farm animals?

A paper-plate sheep

9

My clothes

p. 53



hat
jacket
shoes
shorts
socks
T-shirt
black, brown, white

*My T-shirt is orange.
My shorts are red.*

Dress yourself.

Uu /u/

Social Science

How is wool made into clothes?

A wool jumper

10

Outside

p. 59



frog
bird
fish
flower
leaf
rainbow
tree

*How many birds?
Four birds.*

Explore outside.

9, 10

Science

What animals use camouflage?

A camouflaged animal picture

Girls shaking hands at school,
Bangladesh



What's your name?

My name's Jian.



STRUCTURE: *What's your name? My name's Jian.*

1 Look and see. **2** TR: 0.1 Listen and say. **3** TR: 0.2 Listen and sing. **4** TR: 0.3 Sing and do.