



STAND OUT

Evidence-Based Learning for
College and Career Readiness

THIRD EDITION

BASIC

ROB JENKINS

STACI JOHNSON



STAND OUT

Evidence-Based Learning for College and Career Readiness

THIRD EDITION

BASIC

ROB JENKINS

STACI JOHNSON



The new edition of *Stand Out Basic* now features **National Geographic Explorers!**

UNIT 1

Adventurer **SARAH MARQUIS**

Long-Distance Swimmer **DIANA NYAD**

Climber/Photographer **JIMMY CHIN**

Environmentalist **MARITZA MORALES CASANOVA**

p. 34

UNIT 2

Wildlife Photo Journalist

JOE RIIS p. 58



UNIT 3

Wildlife Photo Journalist

CATHERINE JAFFEE p. 82



UNIT 4

Wildlife Photo Journalist

SARAH MARQUIS p. 106



UNIT 5

Wildlife Photo Journalist

JIMMY CHIN p. 134



UNIT 6

Wildlife Photo Journalist

DIANA NYAD p. 158



UNIT 7

Wildlife Photo Journalist

GABBY SALAZAR p. 182



UNIT 8

Wildlife Photo Journalist

MARITZA MORALES CASANOVA p. 206



STAND OUT

THIRD EDITION

SERIES COMPONENTS



LEVEL BASIC

Student Book	9781305655201
Workbook	9781305655225
Online Workbook Access Code	9781305655393
Audio CDs	9781305655232
Lesson Planner	9781305655218
Classroom Presentation Tool	9781305655744



LEVEL 1

Student Book	9781305655409
Workbook	9781305655423
Online Workbook Access Code	9781305665101
Audio CDs	9781305655454
Lesson Planner	9781305655416
Classroom Presentation Tool	9781305655737



LEVEL 2

Student Book	9781305655478
Workbook	9781305655492
Online Workbook Access Code	9781305665118
Audio CDs	9781305655508
Lesson Planner	9781305655485
Classroom Presentation Tool	9781305655720



LEVEL 3

Student Book	9781305655522
Workbook	9781305655546
Online Workbook Access Code	9781305665125
Audio CDs	9781305655553
Lesson Planner	9781305655539
Classroom Presentation Tool	9781305655713



LEVEL 4

Student Book	9781305655591
Workbook	9781305655614
Online Workbook Access Code	9781305665132
Audio CDs	9781305655621
Lesson Planner	9781305655607
Classroom Presentation Tool	9781305655706



LEVEL 5

Student Book	9781305655645
Workbook	9781305655669
Online Workbook Access Code	9781305665149
Audio CDs	9781305655676
Lesson Planner	9781305655652
Classroom Presentation Tool	9781305655690

ALL LEVELS

Basic to Level 5 DVD Program	9781305655249
Basic to Level 5 Examview + Audio Pack	9781305664852

For valuable information on pricing and product information, please contact your National Geographic Learning Representative or visit our website: NGL.Cengage.com/SO3

**Stand Out Basic: Evidence-Based Learning
for College and Career Readiness,
Third Edition**

Rob Jenkins and Staci Johnson

Publisher: Sherrise Roehr

Executive Editor: Sarah Kenney

Development Editor: Lewis Thompson

Director of Global Marketing: Ian Martin

Executive Marketing Manager: Ben Rivera

Product Marketing Manager: Dalia Bravo

Director of Content and Media Production:
Michael Burggren

Production Manager: Daisy Sosa

Media Researcher: Leila Hishmeh

Senior Print Buyer: Mary Beth Hennebury

Cover and Interior Designer:
Brenda Carmichael

Composition: Lumina

Main Image: Portra Images/Getty Images

Bottom Images: (Left to Right) Jay B Saucedo/
Getty Images; Tripod/Getty Images;
Dear Blue/Getty Images; Portra Images/
Getty Images; Mark Edward Atkinson/
Tracey Lee/Getty Images; Hero Images/
Getty Images; Jade/Getty Images; Seth Joel/
Getty Images; LWA/Larry Williams/
Getty Images; Dimitri Otis/Getty Images

© 2016 National Geographic Learning, a part of Cengage Learning

ALL RIGHTS RESERVED. No part of this work covered by the copyright herein may be reproduced, transmitted, stored or used in any form or by any means graphic, electronic, or mechanical, including but not limited to photocopying, recording, scanning, digitising, taping, Web distribution, information networks, or information storage and retrieval systems, except as permitted under Section 107 or 108 of the 1976 United States Copyright Act, or applicable copyright law of another jurisdiction, without the prior written permission of the publisher.

National Geographic and the Yellow Border are registered trademarks of the National Geographic Society.

For permission to use material from this text or product, submit all requests
online at cengage.com/permissions

Further permissions questions can be emailed to [permissionrequest@
cengage.com](mailto:permissionrequest@cengage.com)

Student Book

ISBN 13: 978-1-305-65520-1

National Geographic Learning/Cengage Learning

20 Channel Center Street

Boston, MA 02210

USA

Cengage Learning is a leading provider of customized learning solutions with office locations around the globe, including Singapore, the United Kingdom, Australia, Mexico, Brazil, and Japan. Locate your local office at:
international.cengage.com/region

Cengage Learning products are represented in Canada by Nelson Education, Ltd.


Visit National Geographic Learning online at NGL.Cengage.com

Visit our corporate website at www.cengage.com

ACKNOWLEDGMENTS

- Ellen Albano
Mcfatter Technical College, Davie, FL
- Esther Anaya-Garcia
Glendale Community College, Glendale, AZ
- Carol Bellamy
Prince George's Community College, Largo, MD
- Gail Bier
Atlantic Technical College, Coconut Creek, FL
- Kathryn Black
Myrtle Beach Family Learning Center, Myrtle Beach, SC
- Claudia Brantley
College of Southern Nevada, Las Vegas, NV
- Dr. Joan-Yvette Campbell
Lindsey Hopkins Technical College, Miami, FL
- Maria Carmen Iglesias
Miami Senior Adult Educational Center, Miami, FL
- Lee Chen
Palomar College, San Marcos, CA
- Casey Cahill
Atlantic Technical College, Coconut Creek, FL
- Maria Dillehay
Burien Job Training and Education Center, Goodwill, Seattle, WA
- Irene Fjaerestad
Olympic College, Bremerton, WA
- Eleanor Forfang-Brockman
Tarrant County College, Fort Worth, Texas
- Jesse Galdamez
San Bernardino Adult School, San Bernardino, CA
- Anna Garoz
Lindsey Hopkins Technical Education Center, Miami, FL
- Maria Gutierrez
Miami Sunset Adult, Miami, FL
- Noel Hernandez
Palm Beach County Public Schools, Palm Beach County, FL
- Kathleen Hiscock
Portland Adult Education, Portland, ME
- Frantz Jean-Louis
The English Center, Miami, FL
- Annette Johnson
Sheridan Technical College, Hollywood, FL
- Ginger Karaway
Gateway Technical College, Kenosha, WI
- Judy Martin-Hall
Indian River State College, Fort Pierce, FL
- Toni Molinaro
Dixie Hollins Adult Education Center, St Petersburg, FL
- Tracey Person
Cape Cod Community College, Hyannis, MA
- Celina Paula
Miami-Dade County Public Schools, Miami, FL
- Veronica Pavon-Baker
Miami Beach Adult, Miami, FL
- Ileana Perez
Robert Morgan Technical College, Miami, FL
- Neeta Rancourt
Atlantic Technical College, Coconut Creek, FL
- Brenda Roland
Joliet Junior College, Joliet, IL
- Hidelisa Sampson
Las Vegas Urban League, Las Vegas, NV
- Lisa Schick
James Madison University, Harrisonburg, VA
- Rob Sheppard
Quincy Asian Resources, Quincy, MA
- Sydney Silver
Burien Job Training and Education Center, Goodwill, Seattle, WA
- Teresa Tamarit
Miami Senior Adult Educational Center, Miami, FL
- Cristina Urena
Atlantic Technical College, Fort Lauderdale, FL
- Pamela Jo Wilson
Palm Beach County Public Schools, Palm Beach County, FL

ABOUT THE AUTHORS



Rob Jenkins

I love teaching. I love to see the expressions on my students' faces when the light goes on and their eyes show such sincere joy of learning. I knew the first time I stepped into an ESL classroom that this is where I needed to be and I have never questioned that resolution. I have worked in business, sales, and publishing, and I've found challenge in all, but nothing can compare to the satisfaction of reaching people in such a personal way.



Staci Johnson

Ever since I can remember, I've been fascinated with other cultures and languages. I love to travel and every place I go, the first thing I want to do is meet the people, learn their language, and understand their culture. Becoming an ESL teacher was a perfect way to turn what I love to do into my profession. There's nothing more incredible than the exchange of teaching and learning from one another that goes on in an ESL classroom. And there's nothing more rewarding than helping a student succeed.

Along with the inclusion of National Geographic content, the third edition of **Stand Out** boasts of several innovations. In response to initiatives regarding the development of more complexity with reading and encouraging students to interact more with reading texts, we are proud to introduce new rich reading sections that allow students to discuss topics relevant to a global society. We have also introduced new National Geographic videos that complement the life-skill videos **Stand Out** introduced in the second edition and which are now integrated into the student books. We don't stop there; **Stand Out** has even more activities that require critical and creative thinking that serve to maximize learning and prepare students for the future. The third edition also has online workbooks. **Stand Out** was the first mainstream ESL textbook for adults to introduce a lesson plan format, hundreds of customizable worksheets, and project-based instruction. The third edition expands on these features in its mission to provide rich learning opportunities that can be exploited in different ways. We believe that with the innovative approach that made **Stand Out** a leader from its inception, the many new features, and the new look; programs, teachers, and students will find great success!

Stand Out Mission Statement:

Our goal is to give students challenging opportunities to be successful in their language learning experience so they develop confidence and become independent lifelong learners.

Numeracy/ Academic Skills	CCRS	SCANS	CASAS
<ul style="list-style-type: none"> • Writing numerals 1-9 • Writing telephone numbers • Dictation • Focused listening • Class application • Test-taking skills 	SL1, SL2, L2, RF2, RF3	<p>Many SCAN skills are incorporated in this unit with an emphasis on:</p> <ul style="list-style-type: none"> • Listening • Speaking • Writing • Sociability • Acquiring and evaluating information • Interpreting and communicating information 	<p>1: 0.1.1, 0.1.4, 0.2.1 2: 0.1.1, 0.1.4, 0.2.1 3: 0.1.5, 7.4.7 R: 7.4.1, 7.4.2, 7.4.3</p>
<ul style="list-style-type: none"> • Writing numerals 1-31 • Writing dates • Focused listening • Teamwork skills • Reviewing • Evaluating • Developing study skills 	RI1, RI7, SL1, SL2, SL4, L1, L2, L5, RF2, RF3	<p>Many SCAN skills are incorporated in this unit with an emphasis on:</p> <ul style="list-style-type: none"> • Basic skills • Acquiring and evaluating information • Interpreting and communicating information • Seeing things in the mind's eye • Sociability 	<p>1: 0.1.1, 0.2.1 2: 0.1.2, 0.2.1, 1.1.3, 4.8.7 3: 0.1.2, 0.2.1 4: 0.1.2, 0.2.1, 1.1.3, 4.8.7 5: 0.1.2, 0.2.1, 2.3.2 R: 0.1.1, 0.2.1, 7.4.1, 7.4.2, 7.4.3 TP: 0.1.1, 0.2.1, 4.8.1</p>
<ul style="list-style-type: none"> • Interpreting a bar graph • Telling time • Focused listening • Scheduling • Reviewing • Evaluating • Developing study skills 	RI1, RI7, SL1, SL2, SL4, L1, L2, L5, RF2, RF3	<p>Many SCAN skills are incorporated in this unit with an emphasis on:</p> <ul style="list-style-type: none"> • Acquiring and evaluating information • Organizing and maintaining information • Interpreting and communicating information • Basic skills • Reflect and Evaluate 	<p>1: 0.1.4 2: 0.1.5 3: 0.1.5 4: 0.2.1, 0.2.4, 2.3.1 5: 0.1.2, 0.2.1, 1.1.3, 2.3.3 R: 0.1.5, 2.3.1, 2.3.2, 2.3.3, 7.4.1, 7.4.2, 7.4.3 TP: 0.1.5, 2.3.1, 2.3.2, 2.3.3, 4.8.1</p>

TO THE TEACHER

ABOUT THE SERIES

The **Stand Out** series is designed to facilitate *active* learning within life-skill settings that lead students to career and academic pathways. Each student book and its supplemental components in the six-level series expose students to competency areas most useful and essential for newcomers with careful treatment of level appropriate but challenging materials. Students grow academically by developing essential literacy and critical thinking skills that will help them find personal success in a changing and dynamic world.

THE STAND OUT PHILOSOPHY

Integrated Skills

In each of the five lessons of every unit, skills are introduced as they might be in real language use. They are in context and not separated into different sections of the unit. We believe that for real communication to occur, the classroom should mirror real-life as much as possible.

Objective Driven Activities

Every lesson in **Stand Out** is driven by a performance objective. These objectives have been carefully selected to ensure they are measurable, accessible to students at their particular level, and relevant to students and their lives. Good objectives lead to effective learning. Effective objectives also lead to appropriate self, student, and program assessment which is increasingly required by state and federal mandates.

Lesson Plan Sequencing

Stand Out follows an established sequence of activities that provides students with the tools they need to have in order to practice and apply the skills required in the objective. A pioneer in Adult Education for introducing the Madeline Hunter WIPPEA lesson plan model into textbooks, **Stand Out** continues to provide a clear and easy-to-follow system for presenting and developing English language skills. The WIPPEA model follows six steps:

- Warm up and Review
- Introduction
- Presentation
- Practice
- Evaluation
- Application

Learning And Acquisition

In **Stand Out**, the recycling of skills is emphasized. Students must learn and practice the same skills multiple times in various contexts to actually acquire them. Practicing a skill one time is rarely sufficient for acquisition and rarely addresses diverse student needs and learning styles.

Critical Thinking

Critical thinking has been defined in various ways and sometimes so broadly that any activity could be classified to meet the criteria. To be clear and to draw attention to the strong critical thinking activities in **Stand Out**, we define these activities as **tasks that require learners to think deeper than the superficial vocabulary and meaning**. Activities such as ranking, making predictions, analyzing, or solving problems, demand that students think beyond the surface. Critical thinking is highlighted throughout so the instructor can be confident that effective learning is going on.

Learner-Centered, Cooperative, and Communicative Activities

Stand Out provides ample opportunities for students to develop interpersonal skills and to practice new vocabulary through graphic organizers and charts like VENN diagrams, graphs, classifying charts, and mind maps. The lesson planners provide learner-centered approaches in every lesson. Students are asked to rank items, make decisions, and negotiate amongst other things.

Dialogues are used to prepare students for these activities in the low levels and fewer dialogues are used at the higher levels where students have already acquired the vocabulary and rudimentary conversation skills.

Activities should provide opportunities for students to speak in near authentic settings so they have confidence to perform outside the classroom. This does not mean that dialogues and other mechanical activities are not used to prepare students for cooperative activities, but these mechanical activities do not foster conversation. They merely provide the first tools students need to go beyond mimicry.

Assessment

Instructors and students should have a clear understanding of what is being taught and what is expected. In **Stand Out**, objectives are clearly stated so that target skills can be effectively assessed throughout.

Formative assessments are essential. Pre and post-assessments can be given for units or sections of the book through *ExamView*—a program that makes developing tests easy and effective. These tests can be created to appear like standardized tests, which are important for funding and to help students prepare.

Finally, *learner logs* allow students to self-assess, document progress, and identify areas that might require additional attention.

SUPPLEMENTAL COMPONENTS

The **Stand Out** series is a comprehensive one-stop for all student needs. There is no need to look any further than the resources offered.

Stand Out Lesson Planners

The lesson planners go beyond merely describing activities in the student book by providing teacher support, ideas, and guidance for the entire class period.

- **Standards correlations** for **CCRS**, **CASAS**, and **SCANS** are identified for each lesson.
- **Pacing Guides** help with planning by giving instructors suggested durations for each activity and a selection of activities for different class lengths.
- **Teacher Tips** provide point-of-use pedagogical comments and best practices.
- **At-A-Glance Lesson Openers** provide the instructor with everything that will be taught in a particular lesson. Elements include, the agenda, the goal, grammar, pronunciation, academic strategies, critical thinking elements, correlations to standards, and resources.
- **Suggested Activities** go beyond what is shown in the text providing teachers with ideas that will stimulate them to come up with their own.
- **Listening Scripts** are integrated into the unit pages for easy access.

Stand Out Workbook

The workbook in the third edition takes the popular **Stand Out Grammar Challenge** and expands it to include vocabulary building, life-skill development, and grammar practice associated directly with each lesson in the student book.

Stand Out Online Workbook

One of the most important innovations new to the third edition of **Stand Out** is the online workbook. This workbook provides unique activities that are closely related to the student book and gives students opportunities to have access to audio and video.

The online workbook provides opportunities for students to practice and improve digital literacy skills essential for 21st century learners. These skills are essential for standardized computer and online testing. Scores in these tests will improve when students can concentrate on the content and not so much on the technology.

Activity Bank

The Activity Bank is an online feature that provides several hundred multilevel worksheets per level to enhance the already rich materials available through **Stand Out**.

DVD Program

The **Stand Out Lifeskills Video Program** continues to be available with eight episodes per level; however, now the worksheets are part of the student books with additional help in the lesson planners.

New to the third edition of **Stand Out** are two National Geographic videos per level. Each video is accompanied by four pages of instruction and activities with support in the lesson planners.

Examview

ExamView is a program that provides customizable test banks and allows instructors to make lesson, unit, and program tests quickly.

STANDARDS AND CORRELATIONS

Stand Out is the pioneer in establishing a foundation of standards within each unit and through every objective. The standards movement in the United States is as dominant today as it was when **Stand Out** was first published. Schools and programs must be aware of on-going local and federal initiatives and make attempts to meet ever-changing requirements.

In the first edition of **Stand Out**, we identified direct correlations to SCANS, EFF, and CASAS standards. *The Secretaries Commission on Achieving Necessary Skills* or SCANS and *Equipped for the Future* or EFF standards are still important and are identified in every lesson of **Stand Out**. These skills include the basic skills, interpersonal skills, and problem-solving skills necessary to be successful in the workplace, in school, and in the community. **Stand Out** was also developed with a thorough understanding of objectives established by the *Comprehensive Adult Student Assessment Systems* or CASAS. Many programs have experienced great success with their CASAS scores using **Stand Out**, and these objectives continue to be reflected in the third edition.

Today, a new emphasis on critical thinking and complexity has swept the nation. Students are expected to think for themselves more now than ever before. They must also interact with reading texts at a higher level. These new standards and expectations are highly visible in the third edition and include *College and Career Readiness Standards*.

Stand Out offers a complete set of correlations online for all standards to demonstrate how closely we align with state and federal guidelines.

IMPORTANT INNOVATIONS TO THE THIRD EDITION

New Look

Although the third edition of **Stand Out** boasts of the same lesson plan format and task-based activities that made it one of the most popular books in adult

education, it now has an updated look with the addition of the National Geographic content which will capture the attention of the instructor and every student.

Critical Thinking

With the advent of new federal and state initiatives, teachers need to be confident that students will use critical thinking skills when learning. This has always been a goal in **Stand Out**, but now those opportunities are highlighted in each lesson.

College And Career Readiness Skills

These skills are also identified by critical thinking strategies and academic-related activities which are found throughout **Stand Out**. New to the third edition is a special reading section in each unit that challenges students and encourages them to develop reading strategies within a rich National Geographic environment.

Stand Out Workbook

The print workbook is now more extensive and complete with vocabulary, life skills, and grammar activities to round out any program. Many instructors might find these pages ideal for homework, but they of course can be used for additional practice within the classroom.

Media And Online Support

Media and online support includes audio, video, online workbooks, presentation tools, and multi-level worksheets, ExamView, and standards correlations.

CONTENTS

Theme	Unit and Page Number	EL Civics Competencies/ Grammar Life Skills	Grammar	Vocabulary	Pronunciation
	PRE-UNIT Welcome <i>Page 2</i>	<ul style="list-style-type: none"> • Greet people • Say and write phone numbers • Follow instructions 	<ul style="list-style-type: none"> • The verb <i>Be</i> • Contractions with <i>Be</i> 	<ul style="list-style-type: none"> • Alphabet and numbers • <i>hello, hi, goodbye, bye</i> • Classroom verbs: <i>listen, point, practice, read, write</i> 	<ul style="list-style-type: none"> • Final consonant /t/ • /m/
Basic Communication	1 Personal Information <i>Page 12</i>	<ul style="list-style-type: none"> • Identify people • Express nationalities • Express marital status • Say and write addresses • Say and write dates 	<ul style="list-style-type: none"> • Simple present tense • The verb <i>Be</i> • Contractions with <i>Be</i> • <i>Wh-</i> questions 	<ul style="list-style-type: none"> • Months of the year: <i>month, day, year</i> • Marital status: <i>single, married, divorced</i> • Address vocabulary: <i>city, state, zip code</i> 	<ul style="list-style-type: none"> • Question rhythm • Emphasis
	2 Our Class <i>Page 36</i>	<ul style="list-style-type: none"> • Introduce yourself and others • Describe your surroundings • Identify common activities • Plan a schedule • Plan for weather 	<ul style="list-style-type: none"> • Possessive adjectives • <i>This is . . .</i> • Prepositions of location • Present continuous • Simple present with <i>need</i> 	<ul style="list-style-type: none"> • Weather vocabulary: <i>foggy, cloudy, rainy, windy, sunny, snowy, hot, cold</i> • Verbs: <i>listening, reading, writing, talking, sitting, standing</i> • Classroom nouns • <i>Clothing</i> 	<ul style="list-style-type: none"> • Question intonation • Emphasis

CONTENTS

Theme	Unit and Page Number	EL Civics Competencies/ Grammar Life Skills	Grammar	Vocabulary	Pronunciation
Consumer Economics	3 Food Page 60	<ul style="list-style-type: none"> Identify common foods Express hunger Plan meals Make a shopping list Express preferences 	<ul style="list-style-type: none"> Prepositions of location The verb <i>Be</i> Contractions with <i>Be</i> Negative present tense Forming singular and plural nouns Simple present with <i>want, like, eat</i> 	<ul style="list-style-type: none"> Food items <i>breakfast, lunch, dinner</i> Recipe vocabulary Supermarket vocabulary Packaging vocabulary: <i>bag, pound, can</i> 	<ul style="list-style-type: none"> Plurals: /s/, /z/, /iz/
	4 Clothing Page 84	<ul style="list-style-type: none"> Identify types of clothing Ask for and give directions in a store Describe clothing Make purchases Read advertisements 	<ul style="list-style-type: none"> Simple present with <i>have</i> Forming plural nouns The verb <i>Be</i> Prepositions of location <i>How much/How many</i> Articles Adjective/noun order <i>Wh-</i> questions 	<ul style="list-style-type: none"> Articles of clothing Colors: <i>red, yellow, blue, green, white, black</i> <i>How much...</i> Money: bills and coins 	<ul style="list-style-type: none"> Plurals: /s/, /z/, /iz/ Yes/No questions
VIDEO CHALLENGE		Page 108		A Mongolian Family	
Community Resources	5 Our Community Page 112	<ul style="list-style-type: none"> Identify and ask about locations Describe housing Identify types of transportation Express personal information Give and follow directions 	<ul style="list-style-type: none"> Yes/No questions <i>on, in</i> <i>a, an</i> <i>Come and go</i> Simple present The verb <i>Be</i> <i>Wh-</i> questions 	<ul style="list-style-type: none"> Places in community Community locations Housing vocabulary: <i>house, condominium, apartment, for sale, for rent</i> Transportation nouns: <i>car, bus, taxi, train, subway, bicycle</i> Transportation verbs: <i>drive, take, walk, ride</i> Directions: <i>stop, turn right/left, go straight</i> 	<ul style="list-style-type: none"> Yes/No questions

Numeracy/ Academic Skills	CCRS	SCANS	CASAS
<ul style="list-style-type: none"> Using U.S. measurements: pounds, gallons Working in a group Focused listening Skimming Categorizing and organizing information Teamwork skills Reviewing Evaluating Developing study skills 	RI1, RI7, RI9, W1, W2, SL1, SL2, SL4, L1, L2, L5, RF2, RF3	<p>Many SCAN skills are incorporated in this unit with an emphasis on:</p> <ul style="list-style-type: none"> Acquiring and evaluating information Organizing and maintaining information Interpreting and communicating information Allocating human resources Basic skills Seeing things in the mind's eye 	<p>1: 1.3.8 2: 1.3.8 3: 1.1.1, 1.3.8 4: 1.3.8 5: 1.3.8 R: 1.3.8, 7.4.1, 7.4.2, 7.4.3 TP: 1.88, 4.8.1</p>
<ul style="list-style-type: none"> Using U.S. measurements: clothing sizes Maintaining inventories Counting U.S. money Calculating totals Writing checks Asking for information' Focused listening Test-taking skills Reviewing Evaluating Developing study skills 	RI1, RI7, SL1, SL2, SL4, L1, L2, L5, RF2, RF3	<p>Many SCAN skills are incorporated in this unit with an emphasis on:</p> <ul style="list-style-type: none"> Acquiring and evaluating information Organizing and maintaining information Interpreting and communicating information Basic skills Allocating money Serving clients and customers 	<p>1: 1.3.9 2: 1.1.9, 1.2.1, 1.3.9 3: 1.1.9, 1.2.1, 1.3.9 4: 1.1.6, 1.3.9, 4.8.1, 6.1.1 5: 1.1.9, 1.2.1, 1.3.9, 4.8.3 R: 1.1.9, 1.2.1, 1.3.9, 7.4.1, 7.4.2, 7.4.3 TP: 1.3.9, 4.8.1</p>
<ul style="list-style-type: none"> Interpreting a bar graph Creating a bar graph Test-taking strategies Focused listening Dictation Reviewing Evaluating Developing study skills 	RI1, RI7, SL1, SL2, SL4, L1, L2, L5, RF2, RF3	<p>Many SCAN skills are incorporated in this unit with an emphasis on:</p> <ul style="list-style-type: none"> Acquiring and evaluating information Organizing and maintaining information Interpreting and communicating information Basic skills Creative thinking Participating as a member of a team 	<p>1: 1.3.7, 7.2.3 2: 1.4.1, 1.4.2, 1.9.4 3: 1.1.3, 2.2.3, 2.2.5, 6.7.2 4: 0.1.2, 0.2.4 5: 1.1.3, 1.9.1, 1.9.4, 2.2.1, 2.2.2, 2.5.4 R: 2.2.3, 7.4.1, 7.4.2, 7.4.3 TP: 2.2.3, 4.8.1</p>

CONTENTS

Theme	Unit and Page Number	EL Civics Competencies/ Grammar Life Skills	Grammar	Vocabulary	Pronunciation
Health	6 Healthy Living Page 136	<ul style="list-style-type: none"> Identify body parts Describe symptoms and illnesses Identify medications Describe healthy habits Identify actions in a waiting room 	<ul style="list-style-type: none"> Imperatives Simple present Simple present with <i>be</i> Simple present with <i>have</i> Simple present with <i>need</i> Negative simple present Present continuous 	<ul style="list-style-type: none"> Body parts: <i>arm, back, foot, hand, head, leg, neck</i> Ailments: <i>backache, cold, fever, headache, runny nose, stomachache</i> Waiting room actions: <i>talk, wait, read, answer, sleep</i> Health vocabulary: <i>checkup, exercise, smoke, meals</i> 	<ul style="list-style-type: none"> /g/
Occupational Knowledge	7 Work Page 160	<ul style="list-style-type: none"> Identify occupations Give information about work Identify job duties Read evaluations Follow directions 	<ul style="list-style-type: none"> Information questions: <i>when, where, what, who</i> Modal: <i>can</i> and <i>can't</i> Simple present Negative simple present Affirmative and negative commands 	<ul style="list-style-type: none"> Occupations: <i>administrative assistant, bus driver, cashier, custodian, doctor, nurse, receptionist, salesperson, store manager, student, teacher, worker</i> Workplace vocabulary: <i>answer, file, mop, type, wash</i> Character adjectives: <i>friendly, helpful, careful, cheerful</i> 	<ul style="list-style-type: none"> Yes/No questions
Lifelong Learning	8 Lifelong Learning and Review Page 184	<ul style="list-style-type: none"> Organize study materials Make purchases Give and follow directions Make goals Develop a study schedule 	<ul style="list-style-type: none"> The verb <i>Be</i> Imperatives Information questions: <i>where</i> Prepositions of location Simple present 	<ul style="list-style-type: none"> Study tools: <i>binders, dividers, notebook, pencils, pens, sheets of paper</i> 	<ul style="list-style-type: none"> Information questions
VIDEO CHALLENGE			Page 208	People of the Reindeer	

Numeracy/ Academic Skills	CCRS	SCANS	CASAS
<ul style="list-style-type: none"> • Focused listening • Test-taking skills • Reviewing • Evaluating • Developing study skills 	RI1, RI2, RI7, W1, SL1, SL2, SL4, L1, L2, L5, RF2, RF3	<p>Many SCAN skills are incorporated in this unit with an emphasis on:</p> <ul style="list-style-type: none"> • Acquiring and evaluating information • Organizing and maintaining information • Interpreting and communicating information • Basic skills • Self-management • Responsibility 	<p>1: 3.1.1, 3.1.3 2: 0.1.2, 0.2.1, 3.1.1 3: 2.3.1, 3.1.2, 3.3.1 4: 3.1.1 5: 3.1.3 R: 3.1.1, 3.1.2, 3.1.3, 3.3.1 TP: 1.3.9, 4.8.1</p>
<ul style="list-style-type: none"> • Focused listening • Making graphs • Reviewing • Evaluating • Developing study skills 	RI1, RI7, SL1, SL2, SL4, L1, L2, L5, RF2, RF3	<p>Many SCAN skills are incorporated in this unit with an emphasis on:</p> <ul style="list-style-type: none"> • Acquiring and evaluating information • Organizing and maintaining information • Interpreting and communicating information • Basic skills • Self-management 	<p>1: 0.2.1, 4.1.8 2: 0.1.6, 4.8.1 3: 4.1.3, 4.1.8, 4.4.4 4: 4.4.4 5: 4.4.4, 4.8.1, 4.8.3 R: 4.1.3, 4.1.8, 4.4.1, 4.8.1, 4.8.3, 7.4.1, 7.4.2, 7.4.3 TP: 2.2.3, 4.8.1.</p>
<ul style="list-style-type: none"> • Identifying quantities and sizes • Calculating totals • Reading telephone numbers • Interpreting a bar graph • Focused listening • Test-taking skills • Organizational skills • Reviewing • Evaluating • Developing study skills 	RI1, SL1, SL2, SL4, L1, L2, RF2, RF3	<p>Many SCAN skills are incorporated in this unit with an emphasis on:</p> <ul style="list-style-type: none"> • Acquiring and evaluating information • Organizing and maintaining information • Interpreting and communicating information • Basic skills • Self-management 	<p>1: 0.2.1, 0.2.2, 7.1.4 2: 1.1.6, 1.2.1, 1.3.1, 1.6.4, 7.1.4 3: 2.1.1, 2.2.1, 7.1.4 4: 0.2.1, 3.5.9, 6.7.2, 7.1.1, 7.1.2, 7.1.4 5: 4.1.1, 4.4.4, 7.1.1, 7.1.4 R: 7.4.2, 7.4.3 TP: 2.2.3, 4.8.1</p>

Appendices

Vocabulary List *Page 212*

Grammar Reference *Page 214*

Skills Index *Page 218*

For other national and state specific standards, please visit: www.NGL.Cengage.com/SO3



INTRODUCING

STAND OUT, Third Edition!

Stand Out is a six-level, standards-based ESL series for adult education with a proven track record of successful results. The new edition of *Stand Out* continues to provide students with the foundations and tools needed to achieve success in life, college, and career.

***Stand Out* now integrates real-world content from National Geographic**

UNIT 1

Balancing Your Life

Construction workers on beams at the top of the Stratosphere Tower in Las Vegas.

UNIT OUTCOMES

- Analyze and create schedules
- Identify goals and obstacles and suggest solutions
- Write about a personal goal
- Analyze study habits
- Manage time

Look at the photo and answer the questions.

1. What do you think the people are doing?
2. What activities do you do every day?
3. What do you want to do in the future?


- Stand Out now integrates high-interest, real-world content from National Geographic which enhances its proven approach to lesson planning and instruction. A stunning National Geographic image at the beginning of each unit introduces the theme and engages learners in meaningful conversations right from the start.



Stand Out supports college and career readiness

READING CHALLENGE
EXPLORER KIRA SALAK

The Real-Life Tomb Raider



*"When someone tells me that I can't do something, it just empowers me all the more."
—Kira Salak*

A. PREDICT Answer the questions before you read.

1. Read the title. What do you think the article will be about?
2. Look at the picture and read the quote. Do you think Kira has goals? Why?
3. Look at the picture again. Where do you think Kira is?

B. What do you think these words mean? Work with a partner.

adventure	continent	document (v)	doubt
empower	escape	exotic	kayak (v)
kidnap	resolve	superficial	terrifying

C. Read about Kira Salak.

Kira Salak is an adventurer. She was the first known person to kayak down the Niger River in West Africa by herself. Kira is a traveler. She has traveled alone to almost every continent. Kira is a writer. She documents her travels by writing about the people she has met and the places she has seen. How did she become all of these things?

Kira wrote her first short story at the age of six. Her imagination always took her to wild and exotic places. At age 19, she took her first solo trip, hoping to have new and unique experiences. At age 20, while backpacking through Africa, she was kidnapped by soldiers and forced to "make a terrifying escape." But this experience didn't stop her. In fact, since then, she has purposely traveled to more dangerous countries so she can tell the world about the people who live there.

Kira's experiences empower her. Even though she has seen some terrible things, she is still hopeful. Her goal is to find common ground with other people. "When you get beyond politics and superficial cultural differences, people all want the same things: peace, happiness, success for their children, and the best standard of life." Kira is a writer, a traveler, and an adventurer. But above all else, she is a human being. "When someone tells me I can't do something, it just empowers me all the more. People's doubts in my ability only strengthen my resolve. When they say I can't accomplish a challenge, I just eat that up."

D. SUPPORT Underline the answers to the questions below in the reading. Write the question number next to the evidence.

1. How do we know that Kira wanted to travel from a young age?
2. When did she first travel alone?
3. What empowers Kira?
4. Where was she kidnapped?

E. SUMMARIZE Without looking at the reading, tell your partner about Kira's goal, an obstacle, and a solution.

34 Unit 1

Reading Challenge 35

• Carefully crafted activities help prepare students for college and career success.

- **NEW Reading Challenge** in every unit features a fascinating story about a **National Geographic explorer** to immerse learners in authentic content.

LESSON 1 Everyday Life

GOAL Analyze and create schedules

A. ANALYZE Look at Luisa's schedule. What are her routines?

	Monday	Tuesday	Wednesday	Thursday	Friday	Saturday	Sunday
5:45 7 a.m.	5:45 Run	5:45 Run	5:45 Run	5:45 Run	5:45 Run	6:00 Yoga	6:45 Run
7 a.m. 8 a.m.	7:00 Walk the dog	7:00 Walk the dog	7:00 Walk the dog 8:00 Breakfast with contaminants	7:00 Walk the dog	7:00 Walk the dog	7:00 Walk the dog	7:00 Walk the dog
9 a.m. 11 a.m.	9:00 Work	9:00 Grocery shopping	9:00 Work	9:00 Run errands	9:00 Work	10:00 Shopping	
11 a.m. 1 p.m.							
1 p.m. 3 p.m.		1:00 Work		1:00 Work		2:00 Meet friend	1:00 Meet friend
3 p.m. 5 p.m.							
5 p.m. 7 p.m.							8:00 Family dinner
7 p.m. 9 p.m.	7:00 ESL class	8:00 Computer class	7:00 ESL class	8:00 Computer class		7:00 Watch a movie	

B. Ask questions about Luisa's schedule. Use the conversation below as a model.

Student A: What time does Luisa start work?
Student B: She starts work at 9:00 a.m. on Mondays, Wednesdays, and Fridays.
Student A: When does she have ESL class?
Student B: She has ESL class on Mondays and Wednesdays at 7:00 p.m.

C. INTERPRET Ask questions about Luisa's schedule again. This time, use *How often* ... ? Answer the questions using the frequency expressions from the box.

once a week every morning twice a week every weekday three times a week every other day every Saturday every Sunday

EXAMPLE: Student A: How often does Luisa have dinner with her family?
 Student B: Luisa has dinner with her family every Sunday.
 Or Luisa has dinner with her family once a week.

D. What do frequency adverbs go in a sentence? Study the charts below.

0%	50%	100%
never	rarely	sometimes usually always

Placement rules for frequency adverbs

Placement rules for frequency adverbs	Examples
Before the main verb	Luisa <u>always/usually/often</u> goes running. She <u>sometimes/hardly/never</u> does yoga.
After the main verb <i>be</i>	She <u>is usually</u> busy on the weekends.
Sometimes/usually/often can come at the beginning or at the end of a sentence	<u>Usually/sometimes</u> Luisa starts work in the morning. Luisa starts work in the morning <u>sometimes/usually</u> .
Between the subject and the verb in short answers	<u>Yes, she always</u> does/No, <u>she usually</u> isn't.
<i>Rarely</i> and <i>never</i> are negative words. Do not use <i>not</i> and <i>never</i> in the same sentence.	Correct: She <u>never</u> plays tennis. Incorrect: She <u>doesn't never</u> play tennis.

E. Write the frequency adverb in parentheses in the correct place. Remember, sometimes the adverb can go in more than one place.

1. Roberto finishes his homework before class. (rarely)
2. Jerry comes to class on time. (always)
3. Sue sits lunch with her husband. (sometimes)
4. Our teacher sits at her desk while she is teaching. (never)
5. Ella goes running in the morning before school. (often)
6. Hugo works at night. (usually)

14 Unit 1

Lesson 1 15


- **EXPANDED Critical Thinking Activities** challenge learners to evaluate, analyze, and synthesize information to prepare them for the workplace and academic life.



- **NEW Video Challenge** showcases **National Geographic footage and explorers**, providing learners with the opportunity to synthesize what they have learned in prior units through the use of authentic content.

VIDEO CHALLENGE

The Secrets of Living Longer



An elderly Japanese fisherman hauls in his fishing nets.

In Unit 5, you met National Geographic explorer Dan Buettner. You read about a group of people in Sardinia who have a high life expectancy. Along with photographer David McCain, Dan visited two other groups of people who live long lives: the residents of Okinawa, Japan and Loma Linda, California. His research appeared in the National Geographic Magazine and you can find out more on the National Geographic website.

206 The Secrets of Living Longer

Before You Watch

A. Look at the words and their definitions. Fill in the blanks with the correct choices.


longevity	long duration of a person's life
centenarian	person who lives to or over 100 years
sedentary	inactive; spending too much time seated
obesity	condition of being overweight
outlive	to live longer than another person

- People who have a Mediterranean diet are known for their _____.
- Schools are trying to solve the problem of _____ by offering healthy meals to students.
- Any person who becomes a _____ in the United Kingdom receives a birthday message from the Queen.
- Some people believe that the advances in technology mean people are living more _____ lifestyles than ever before.
- In the United States, the average woman can _____ the average man by five years.


B. Check (✓) the items that you think contribute to a healthy lifestyle. Look up any words you don't know.

<input type="checkbox"/> lack of stress	<input type="checkbox"/> low calorie intake
<input type="checkbox"/> strong connections to friends and family	<input type="checkbox"/> obesity
<input type="checkbox"/> sedentary lifestyle	<input type="checkbox"/> high alcohol intake
<input type="checkbox"/> locally sourced food	<input type="checkbox"/> smoking
<input type="checkbox"/> flat food	<input type="checkbox"/> rest
<input type="checkbox"/> active lifestyle	<input type="checkbox"/> exercise
<input type="checkbox"/> positive outlook on life	<input type="checkbox"/> routine


C. You are going to watch a video. Look at the images and quotes below. What do you think this video will be about? Discuss with a partner.




"What is phenomenal (great) about this region is that men are living just as long as women."



"He met an amazing woman who was over a hundred!"




"Okinawa is losing its longevity edge (advantage)."




"... the Seventh Day Adventists ... have a religion that reinforces positive, healthy behaviors."

Video Challenge 207

LIFE SKILLS  **My Schedule is Crazy**

Before You Watch

A. Look at the picture and answer the questions.



- What's wrong with Hector?
- What do you think Naomi is saying to Hector?

While You Watch

B. Watch the video and complete the dialog.

Naomi: ... you wouldn't slip a day of work, either. Treat your studies in the same way, and your grades will (1) _____ improve.

Hector: That's a great (2) _____, thanks.

Naomi: Well, now you know what you have to do. So go do it! If you get (3) _____, you'll feel more productive. Trust me!

Hector: (4) _____, give it a try. What have I got to lose, right?

Naomi: Good luck. Tell me how it's (5) _____ later on.

Hector: I (6) _____, talk to you later.

Check Your Understanding

C. Circle the correct word to complete each sentence.

- There's too much noise and it's difficult for Hector to (communicate/concentrate).
- Hector says his (schedule/organization) is crazy and he has no time to study.
- Naomi suggests that Hector (make time/write down) where and when he going to study.
- A schedule will help Hector to (get organized/spend time with friends).
- Naomi tells Hector a schedule will make him (productive/smart).

Lifeskills Video 29

- **The Lifeskills Video** is a dramatic video series integrated into each unit of the student book that helps students learn natural spoken English and apply it to their everyday activities.

Pages shown are from *Stand Out*, Third Edition Level 3



- **NEW Online Workbook** engages students and supports the classroom by providing a wide variety of auto-graded interactive activities, an audio program, video from National Geographic, and pronunciation activities.

Book 2/Volume 3 Activity A

INSTRUCTIONS: Listen to the conversation. Then read each sentence. Choose true or false.

- Chen is from Japan.
 - True
 - False
- Chen lives downtown.
 - False
 - True
- Jack lives downtown.
 - False
 - True
- Chen lives on Taylor Street.
 - False
 - True

Show Answers Submit

- **UPDATED Lesson Planner** includes correlations to **College and Career Readiness Standards (CCRS)**, **CASAS**, **SCANS** and reference to **EL Civics** competencies to help instructors achieve the required standards.

UNIT 1

Balancing Your Life

About the photo
Paul Chesley, a photographer from Red Wing, Minnesota, took this photo. It shows construction workers at the top of the Stratosphere Tower in Las Vegas, Nevada. The Stratosphere Tower is the tallest freestanding observation tower in the United States. Inside the tower is a hotel and a casino. There are also lots of restaurants. On top of the tower is an observation deck where visitors can look out over the Las Vegas Strip. Visitors can also dangle over the edge as they ride the Big Shot, one of the four thrill rides that sit 1,160 feet above the street below.

- Introduce the unit. Ask students what the title of the unit means. Ask them to look at the unit outcomes for Chen.
- Ask students to look at the photo. Ask them what they can see and find a link between the title and the image.

Construction workers at the top of the Stratosphere Tower in Las Vegas.

UNIT OUTCOMES

- Analyze and create schedules
- Identify goals and obstacles and suggest solutions
- Write about a personal goal
- Analyze study habits
- Manage time

GRAMMAR

- Adverbs of frequency
- When in the future

VOCABULARY

- Schedules and time
- Goals
- Paragraphs
- Study habits

CASAS CORRELATION

1-012, 024
2-11.1, 11.2, 11.3, 12.5, 12.6
3-11.1, 11.2, 11.3, 12.5, 12.6
4-01.5, 741, 743, 745
5-742
R-7.21
TP-4.8.1, 4.8.5, 4.8.6

SCANS CORRELATION

Many SCANS skills are incorporated in the unit with an emphasis on:

- Allocating time
- Understanding systems
- Applying technology to task
- Responsibility
- Self management
- Writing
- Decision making

CCRS CORRELATION

RII, RI, RA, RI7
WA, W2
SL, SL1, SL2, SL4
L1, L2, L3, L4
W2, W3, W4

14 Unit 1

Unit 1 15

- **Teacher support** Stand Out continues to provide a wide variety of user-friendly tools and interactive activities that help teachers prepare students for success while keeping them engaged and motivated.

Stand Out supports teachers and learners

LEARNER COMPONENTS

- Student Book
- Online workbook powered by **MyELT**
- Print workbook

TEACHER COMPONENTS

- Lesson Planner
- Classroom DVD
- Assessment CD-ROM
- Teacher's companion site with Multi-Level Worksheets

PRE-UNIT

Welcome



UNIT OUTCOMES

- Greet people
- Say and write phone numbers
- Follow instructions

LESSON 1 Say hello!

GOAL ■ Greet people



A. Listen.

hello

hi

goodbye

bye



B. Listen again. Repeat the words. Point to the correct picture in Exercise A.



Greeting your friend is different from greeting your teacher.

 C. Listen and point to the pictures. Who is speaking?

CD1
TR3-4



Orlando



Ms. Adams



Amal



Hang

 D. Listen and repeat.

CD1
TR5

/m/

I'm Orlando.

I'm Ms. Adams.

I'm Amal.

I'm Hang.

I'm a student.

CONTRACTIONS

I am = I'm

 E. Listen again and read.

CD1
TR3-4

Ms. Adams: Hello. I'm Ms. Adams.

Orlando: Hi, Ms. Adams. I'm Orlando. Nice to meet you.

Ms. Adams: Nice to meet you, too.

Orlando: Bye.

Ms. Adams: Goodbye.

Hang: Hi. I'm Hang.

Amal: Hello, Hang. I'm Amal.

Hang: Nice to meet you.

Amal: Nice to meet you, too.

Hang: Bye now.

Amal: Bye.



F. Listen and repeat. Write the alphabet and your name.

Aa Bb Cc Dd Ee Ff Gg Hh Ii
Jj Kk Ll Mm Nn Oo Pp Qq Rr
Ss Tt Uu Vv Ww Xx Yy Zz
I'm Amal.

G. Write.

Hi

Hello

Goodbye

H. Write your name and a classmate's name. Then, talk to four more classmates.

Hi. I'm _____ (your name)

Hello. I'm _____ (classmate's name)