

BIGBOX
Learning App

MP3
Free Download

NEW FRONTIERS

Thomas Hong • Gareth Powell

STUDENT BOOK

1

A1

Beginner

NEW FRONTIERS

STUDENT BOOK

1

A1

Beginner

Scope and Sequence

INTRODUCTION

..... Page 5

UNIT / PAGE	VOCABULARY	GRAMMAR & STRUCTURES	LISTENING
WE'RE A FAMILY  1 Page 10	Family Extended family Jobs & personal information Basic descriptions	Personal pronouns Present <i>be</i> verbs (affirmative) Present <i>be</i> verbs (yes / no questions)	Identify family members
BACK TO SCHOOL  Page 22 Page 34 Review 1-2 2	School supplies School faculty School equipment School subjects	Present simple (negatives) Present <i>be</i> verbs (<i>Wh</i> -questions) Basic prepositions of time and place	Understand who the people at school are
MY HOUSE, MY HOME  Page 36 3	Rooms in a home Furniture Living spaces Parts of a house	<i>There is / are</i> Basic prepositions of place	Understand when people talk about where things are in a house
WHAT TIME IS IT?  Page 48 Page 60 Review 3-4 4	Modes of transportation Routine activities Time of the day, week, month, and year	Telling time <i>What time</i> and <i>when</i> questions Prepositions of time	Understand a schedule
TIME TO PLAY!  Page 62 5	Hobbies Instruments Sports Games	Adverbs of frequency <i>play vs do</i> for sports Present simple Time phrases	Listen to people talk about their free-time activities
LOOKING GOOD!  Page 74 Page 86 Review 5-6 6	Appearance Clothing Seasonal clothing The weather	Present simple (<i>has / have</i>) Present continuous Adjectives joined with <i>and</i>	Understand a basic description of someone's appearance
WHAT'S FOR LUNCH?  Page 88 7	Kinds of foods Ingredients Quantifiers for food Expressions for ordering	<i>I would like</i> Countable and uncountable nouns <i>much / many</i>	Understand likes and dislikes
BUSY ON THE WEEKEND  Page 100 Page 112 Review 7-8 8	Indoor chores Outdoor chores	Present continuous <i>can / can't</i>	Identify the chores people are doing
WHAT DID YOU DO?  Page 114 9	Places around town Errands Arrangements Emotions	Past <i>be</i> verbs (<i>was / were</i>) Simple past	Describe past events
SUN'S OUT!  Page 126 Page 138 Review 9-10 10	Weather conditions Weather forecasts Seasonal activities	Time clauses Future <i>be going to</i>	Understand a weather forecast

SPEAKING	READING	WRITING	PRONUNCIATION	PROJECT
Ask and answer personal questions	Talk about family members' jobs	Write about family members	Introduction to vowel sounds (1)	Your Family Tree
Talk about the things in your classroom	Describe the things you need for school	Write about what you need for class	Introduction to vowel sounds (2)	Club Notice
Talk about what is in a house	Read about homes around the world	Write a description of what's in your house	/ʃ/ vs /tʃ/	Dream House Builder
Talk about your routine	Read about modes of transportation	Write a daily schedule	/ə/	Your Daily Schedule
Have a conversation about hobbies	Read and respond to a simple text about hobbies	Read an email and write a reply	/θ/ and /ð/	Social Media Post
Ask and answer questions about what someone looks like	Learn about the clothes people wear in other countries	Describe your appearance in a message	/I/ vs /i/	Find the Thief!
Order food in a restaurant	Read about interesting street food	Write about the food you eat	Plural sounds /s/, /z/, & /iz/	Healthy Eating Survey
Talk about outdoor chores and activities	Read about people in different time zones	Describe what people are doing	Expansion: /ə/	Helping Others
Talk about weekend activities	Read about a fantastic weekend trip	Write about how a past experience made you feel	/dʒ/ vs /g/	Storytelling
Talk about what you do in different seasons	Learn about different weather conditions	Write a party invitation	/n/ vs /ŋ/	Trip Planning

How to Use

QR Codes

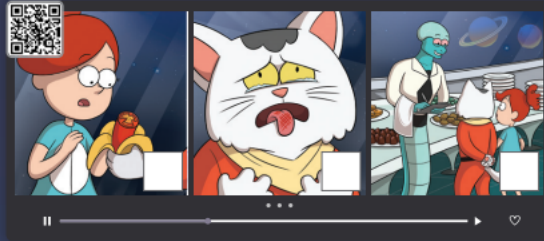
AUDIO

Scan the QR Code at the start of each lesson to get the audio for the unit.



VIDEO

Scan the QR Code on Project Lessons to link to our animated shorts.



CD-ROM

You can access the audio and videos via the CD-ROM included with the Student Book. You will also find links to other bonus materials.

Comics

Every animated short comes with a companion comic.



Class Booster

Every lesson has a digital supplemental lesson on the Class Booster platform. Use the CD-ROM or download from www.playbigbox.com/download/classbooster to enjoy additional activities and fun games.



Download the comics at www.compasspub.com/newfrontiers1

Introduction

MY NAME IS...



Scan for Audio

1 Listen and repeat.  00-01

Hi. I'm Sarah.

My name is Jon.
What's your name?

Hi. My name's Tom.

My name's Ellie.

Nice to meet
you, too.

Hello, Tom. I'm Jessie.
Nice to meet you.

Focus

2 Talk with a partner.

Hi! I'm **Jack**. What's your name?

Hello! My name is **Susan**.
Nice to meet you.

Nice to meet you, too.

Alphabet

3 Listen and repeat. Then write the letters.  00-02

Aa Bb Cc Dd Ee Ff Gg Hh Ii

Jj Kk Ll Mm Nn Oo Pp Qq

Rr Ss Tt Uu Vv Ww Xx Yy Zz

4 Talk with a partner.

How do you spell
your **first** name?

S-U-S-A-N

How do you spell
your **last** name?

H-E-R-N-A-N-D-E-Z

5 Introduce yourself to three classmates.
Write their names.


1. _____
2. _____
3. _____

NOTE

Your last name is also called your *surname* or *family name*.

Numbers

6 Listen and repeat.  00-03



10	ten	30	thirty
11	eleven	40	forty
12	twelve	50	fifty
13	thirteen	60	sixty
14	fourteen	70	seventy
15	fifteen	80	eighty
16	sixteen	90	ninety
17	seventeen	100	one hundred
18	eighteen	1,000	one thousand
19	nineteen	10,000	ten thousand
20	twenty	1,000,000	one million

NOTE

There are different ways to say certain numbers when giving your address or phone number.
 0 = zero / oh
 33 = thirty three / three-three

7 Listen and repeat. Use the numbers to talk with a partner.  00-04

A What's your phone number?

587-1598-6673
 353-8006-9915
 774-3488-0122

It's 019-5490-6833

B How old are you?

12 14
 16 18
 34 46

I'm 16.

8 Listen and repeat. Then talk with a partner.  00-05

1	first
2	second
3	third
4	fourth
5	fifth
6	sixth
7	seventh
8	eighth
9	ninth
10	tenth
20	twentieth

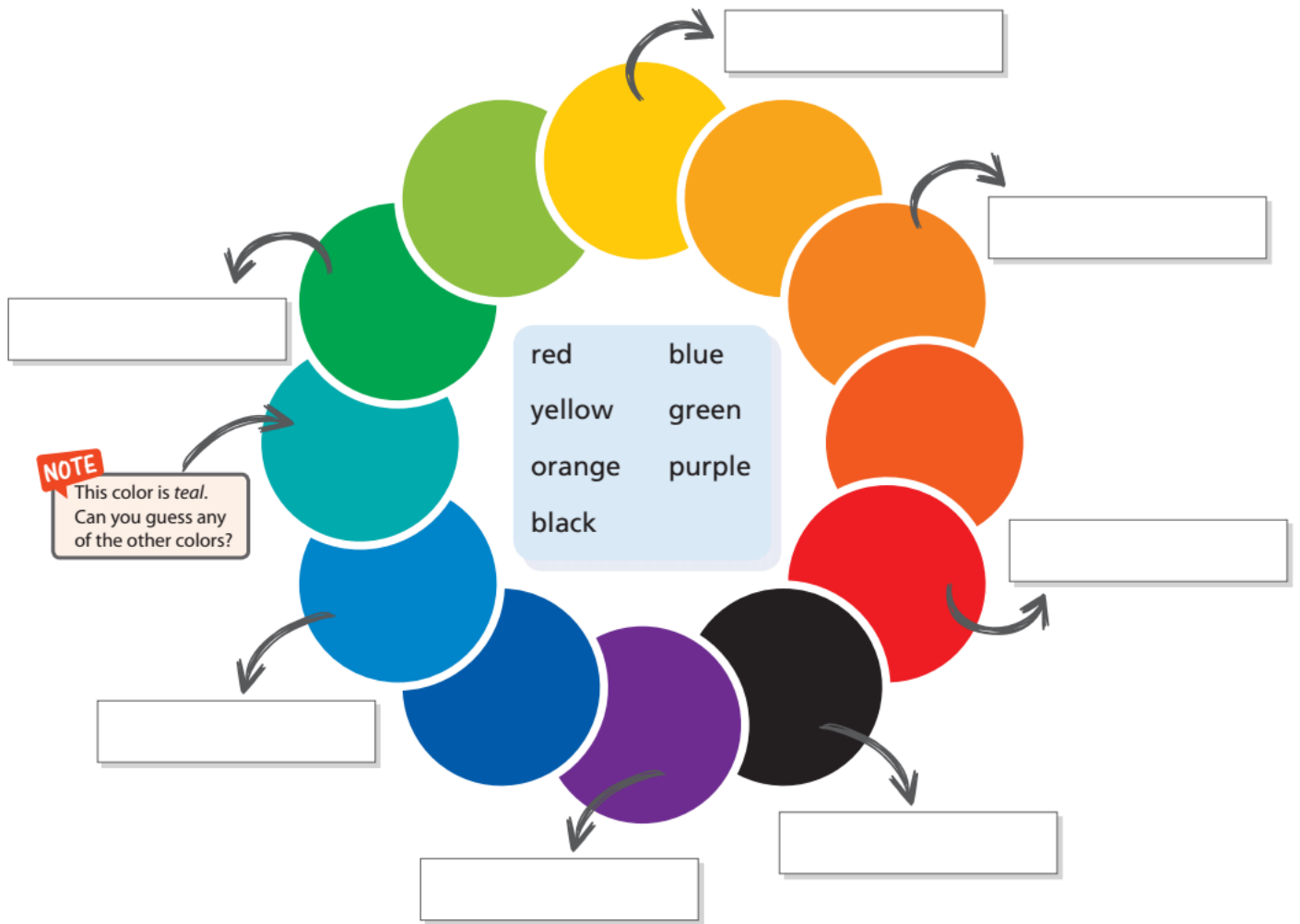
What grade are you in?

I'm in the seventh grade.



Colors


9 Listen and repeat. Then write the colors in the correct box.  00-06



red blue
yellow green
orange purple
black

NOTE
This color is teal.
Can you guess any of the other colors?

10 Talk with a partner. Then ask about the color of things in your classroom using *this* or *that*.



What color is *this*?

It's *black*.

NOTE
Use *this* for things that are close and *that* for things that are far.

Countries & Nationalities

11 Listen and repeat.  00-07

Country	Brazil	Canada	Chile	China	Colombia	Costa Rica	Egypt
Nationality	Brazilian	Canadian	Chilean	Chinese	Colombian	Costa Rican	Egyptian
Country	Japan	Korea	Mexico	Peru	Spain	Thailand	the United States
Nationality	Japanese	Korean	Mexican	Peruvian	Spanish	Thai	American

12 Talk with a partner or as a group. Look at the flags. Guess the country.

Hint They are countries from the table above.



13 Can you find the countries from the table on the map? Circle as many as you can. Then talk with a partner.




Where are you from?

I'm from **Korea**.

Where in **Korea** are you from?

I'm from **Seoul**.

Classroom Language

14 Listen and number.  00-08



listen



talk with a partner



read



look at the board



write



open your books



speak



close your books



answer



watch

Farewells

16 Talk with a partner.

See you later /
tomorrow / soon!

Take care!

Goodbye!

Bye!

15 Read the questions.

How do you spell "board"?

Can you repeat that?

Can you say that again more slowly?

How do you say " _____ " in English?

What does "board" mean?

How do you pronounce this word?

I have a question.

What's the answer to number four?



UNIT

1

WE'RE A FAMILY



Scan for Audio

WHAT YOU WILL DO IN THIS UNIT

- A Listening** Identify family members
- B Reading** Talk about family members' jobs
- C Speaking** Ask and answer personal questions
- D Writing** Write about family members
- E Project** Make a family tree



Look at the photo and answer the questions.

1. Who are the people in the picture?
2. Where are they?
3. What are they doing?
4. What do you do with your family?

A

Listening

Aim Identify family members

Vocabulary

1 Listen and number.

 1-01



2 Which family member are they talking about? Listen and write the word.

 1-02

1. _____
2. _____
3. _____
4. _____
5. _____
6. _____

Focus

3 Talk with a partner. Ask about the family tree above.













Who is he?

He's my **brother**.

Who is she?

She's my **mother**.

4 Listen and circle.  1-03

1. Mary				2. Jack			
3. Kevin				4. Janet			

Listen Up

5 Where is Lisa? Listen and number.  1-04

 at school	 at the park	 at home	 at the bookstore
--	--	---	---

6 Listen again. Circle the words you hear.  1-04


mother	father	sister	cousin	brother
grandmother	grandfather	aunt	uncle	

7 Circle true or false.

- | | | |
|--|------|-------|
| 1. Steve is Lisa's grandfather. | true | false |
| 2. Jane is Sam's sister. | true | false |
| 3. Lisa buys a book for her grandmother. | true | false |
| 4. Jerod is Lisa's brother. | true | false |

NOTE
's in Lisa's means belonging to Lisa.

Challenge

8 Listen and answer the questions.  1-05

- Where are Becky and Steven?

a. at school	b. at the bookstore	c. in the cafeteria
--------------	---------------------	---------------------
- Who is tall?

a. Becky's father	b. Becky's mother	c. Becky's cousin
-------------------	-------------------	-------------------
- Circle true or false.

a. Steven sees a photo of Becky's cousin.	true	false
b. Steven sees a photo of Becky's mother.	true	false
c. Becky sees a photo of Steven's dog.	true	false