

Viv Lambert and  
Cheryl Pelteret

# Fly!

Preparation for the A2 Flyers  
Cambridge English Qualifications



EXTRA  
online  
practice  
tests

## Student's Book

with Digital Graded Reader

The pleasure of learning





# Fly!

Viv Lambert and  
Cheryl Pelteret

Preparation for the A2 Flyers  
Cambridge English Qualifications

**Student's Book**

with Digital Graded Reader

The pleasure of learning



# Contents

	MAIN VOCABULARY	MAIN STRUCTURES	FLYERS PRACTICE
<b>Unit 0</b> Welcome! p. 4	<ul style="list-style-type: none"> <li>• <b>Months and dates</b></li> <li>• <b>Numbers 1st-31st</b></li> </ul>	<p>When's your birthday?    It's in (April).</p> <p>It's on the first of April.</p>	
<b>Unit 1</b> It isn't in my room! p. 6	<ul style="list-style-type: none"> <li>• <b>Items in the home:</b> bin, brush, comb, cooker, cushion, diary, fridge, gate, key, oven, shampoo, shelf, soap, steps, swing</li> </ul>	<ul style="list-style-type: none"> <li>• Where clause This is the house where they live.</li> <li>• Question words: who, what, when, how, which, where</li> </ul>	<ul style="list-style-type: none"> <li>• Reading and Writing Part 1</li> <li>• Listening Part 3</li> </ul>
<b>Unit 2</b> Hide the biscuits! p. 12	<ul style="list-style-type: none"> <li>• <b>Food:</b> biscuits, butter, cereal, flour, honey, jam, olives, pizza, strawberries, sugar, yoghurt</li> <li>• <b>Table setting:</b> chopsticks, fork, glass, knife, pepper, plate, salt, spoon</li> </ul>	<ul style="list-style-type: none"> <li>• be / look / taste / smell like</li> <li>• What's it like? It tastes like (chocolate).</li> <li>• It sounds like my brother.</li> <li>• They look like nice biscuits.</li> <li>• Making suggestions Shall I (buy some snacks).</li> </ul>	<ul style="list-style-type: none"> <li>• Listening Part 2</li> <li>• Speaking Part 3</li> <li> VIDEO</li> </ul>
<b>Unit 3</b> This is your invitation! p. 18	<ul style="list-style-type: none"> <li>• <b>Sending an invitation:</b> address, Dear, envelope, husband, invitation, letter, members, middle, post (v), post office, stamp, surname, telephone, wife</li> </ul>	<ul style="list-style-type: none"> <li>• You could write some invitations.</li> <li>• How can I be kind to Grandma? We could carry the shopping.</li> <li>• Revision: What about / Shall / Let's</li> </ul>	<ul style="list-style-type: none"> <li>• Listening Part 1</li> <li>• Reading and Writing Part 2</li> </ul>
<b>Unit 4</b> Let's dress up! p. 24	<ul style="list-style-type: none"> <li>• <b>Clothes and accessories:</b> belt, crown, gloves, necklace, spotted pyjamas, striped T-shirt, sunglasses, trainers, umbrella, uniform</li> <li>• <b>Materials:</b> gold, metal, plastic, silver, wood, wool</li> </ul>	<ul style="list-style-type: none"> <li>• What's it made of? It's made of (silver). It isn't made of (plastic).</li> <li>• Present simple v Present continuous</li> <li>• I'm wearing a necklace today.</li> <li>• I don't usually wear a necklace.</li> </ul>	<ul style="list-style-type: none"> <li>• Speaking Part 1</li> <li>• Listening Part 5</li> <li> VIDEO</li> </ul>
<b>Revision 0-4</b> p. 30	VIDEO: Hello, I'm George.		
<b>Unit 5</b> My favourite subject! p. 32	<ul style="list-style-type: none"> <li>• <b>School:</b> art, dictionary, geography, gym, history, maths, rucksack, science, timetable</li> <li>• <b>Time:</b> a.m. – in the morning, p.m. – in the afternoon / evening, at night, midday, midnight</li> </ul>	<ul style="list-style-type: none"> <li>• What time does the bus leave? It leaves at (half past six).</li> <li>• We have to clean the tables.</li> <li>• We don't have to go to school on Saturday.</li> <li>• I must get up early.</li> <li>• We mustn't be late.</li> </ul>	<ul style="list-style-type: none"> <li>• Listening Part 2</li> <li>• Speaking Parts 2 and 4</li> <li> VIDEO</li> </ul>
<b>Unit 6</b> They are the winners! p. 38	<ul style="list-style-type: none"> <li>• <b>Sport:</b> flag, golf, hole, prize, race, score, skis, sledge, snowball, snowboard, snowman, team, volleyball</li> </ul>	<ul style="list-style-type: none"> <li>• Verb + ing Go snowboarding</li> <li>• If clauses (in zero conditionals)</li> <li>• If we lose, we buy the other team a pizza.</li> <li>• If you don't play well, you lose.</li> <li>• enough / too I'm too short. / I'm not tall enough.</li> </ul>	<ul style="list-style-type: none"> <li>• Listening Part 4</li> <li>• Reading and Writing Part 7</li> </ul>
<b>Unit 7</b> He plays the drums p. 44	<ul style="list-style-type: none"> <li>• <b>Music:</b> concert, drums, instruments, noisy, pop music, rock music, singer, tune, violin</li> <li>• <b>Hobbies:</b> chess, collect stamps, draw cartoons, make models, puzzles, read magazines</li> </ul>	<ul style="list-style-type: none"> <li>• Question tags</li> <li>• This is your brother's band, isn't it?</li> <li>• He isn't very good, is he?</li> <li>• like / be interested in / prefer / don't mind / not be interested in / don't like</li> </ul>	<ul style="list-style-type: none"> <li>• Listening Part 5</li> <li>• Reading and Writing Part 1</li> </ul>
<b>Unit 8</b> Can you move your toes? p. 50	<ul style="list-style-type: none"> <li>• <b>The body and health:</b> ambulance, bandage, broken, elbow, fingers, knee, medicine, toes, x-ray, break your arm, burn your hand, cut your finger, fall over, have a sore toe</li> </ul>	<ul style="list-style-type: none"> <li>• What should I do?</li> <li>• You should take this medicine.</li> <li>• You shouldn't play football.</li> <li>• Should I wear the bandage? Yes, you should.</li> </ul>	<ul style="list-style-type: none"> <li>• Speaking Parts 2 and 4</li> <li> VIDEO</li> <li>• Reading and Writing Part 6</li> </ul>
<b>Revision 5-8</b> p. 56	VIDEO: Hi, I'm Sarah.		

	MAIN VOCABULARY	MAIN STRUCTURES	FLYERS PRACTICE
<b>Unit 9</b> A storm at night p. 58	<ul style="list-style-type: none"> <li>• <b>Seasons:</b> autumn, spring, summer, winter</li> <li>• <b>Weather and outdoors:</b> dark, foggy, light, storm, tent, warm</li> <li>• <b>Holidays:</b> airport, camp, hotel, money, suitcase, taxi</li> </ul>	<ul style="list-style-type: none"> <li>• We're going to sleep in the tree house.</li> <li>• I'm not going to sleep now.</li> <li>• What are you going to do?</li> <li>• Where are you going to go?</li> </ul>	<ul style="list-style-type: none"> <li>• Speaking Part 1  VIDEO</li> <li>• Reading and Writing Part 5</li> </ul>
<b>Unit 10</b> What a cool car! p. 64	<ul style="list-style-type: none"> <li>• <b>Transport:</b> bicycle, cycle, fire engine, lift, motorway, passenger, platform, push, racing car, railway, repair, rocket, traffic, tyre, wheel</li> </ul>	<ul style="list-style-type: none"> <li>• I was riding my bike yesterday.</li> <li>• I was practising with the band all day.</li> <li>• What were you doing?</li> </ul>	<ul style="list-style-type: none"> <li>• Speaking Part 3  VIDEO</li> <li>• Reading and Writing Part 3</li> </ul>
<b>Unit 11</b> What kind of animal is that? p. 70	<ul style="list-style-type: none"> <li>• <b>Animals and insects:</b> beetle, butterfly, camel, dinosaur, eagle, extinct, fur, furry, insect, nest, octopus, swan, tortoise, wild, wings</li> </ul>	<ul style="list-style-type: none"> <li>• Present perfect (1)</li> <li>• Have you ever ridden a camel? Yes, I have. / No, I haven't.</li> <li>• My brother has / hasn't swum with dolphins.</li> </ul>	<ul style="list-style-type: none"> <li>• Listening Part 1</li> <li>• Reading and Writing Part 4</li> </ul>
<b>Unit 12</b> Our world p. 76	<ul style="list-style-type: none"> <li>• <b>The world around us:</b> air, bridge, cave, desert, Earth, fire, hill, land, ocean, path, planet, pond, space, stream, wood</li> </ul>	<ul style="list-style-type: none"> <li>• Present perfect (2)</li> <li>• Have you saved the planet yet? No, I haven't. / Yes, I have.</li> <li>• I've already fed the birds.</li> <li>• I haven't made the pond yet.</li> <li>• I've just planted the flowers.</li> </ul>	<ul style="list-style-type: none"> <li>• Reading and Writing Part 5</li> <li>• Listening Part 4</li> </ul>
<b>Revision 9-12</b> p. 82	 VIDEO: It's the summer holidays!		
<b>Unit 13</b> Places and directions p. 84	<ul style="list-style-type: none"> <li>• <b>Places:</b> bank, castle, chemist, factory, fire station, police station, restaurant, skyscraper, stadium, theatre</li> <li>• <b>Directions:</b> east, left (direction) middle, north, right (direction) south, west</li> </ul>	<ul style="list-style-type: none"> <li>• Turn left / right.</li> <li>• Go straight on.</li> <li>• Go over the bridge / across the road / past the school / through the park.</li> <li>• On the right / left.</li> </ul>	<ul style="list-style-type: none"> <li>• Listening Part 3</li> <li>• Speaking Part 1  VIDEO</li> </ul>
<b>Unit 14</b> It happened in the past p. 90	<ul style="list-style-type: none"> <li>• <b>Getting information:</b> find out, improve, information, news, newspaper, online, project, screen, wifi</li> <li>• <b>At home:</b> light, meal, torch</li> <li>• <b>Outside:</b> fog, land, spaceship</li> <li>• <b>Pronouns:</b> anyone, anything, no-one, someone</li> <li>• <b>Adverbs:</b> anywhere, everywhere, nowhere, somewhere</li> </ul>	<ul style="list-style-type: none"> <li>• Past continuous (interrupted actions)</li> <li>• I was pulling the box up when it broke.</li> <li>• He was walking under the tree house when the box fell on top of him.</li> </ul>	<ul style="list-style-type: none"> <li>• Speaking Part 3  VIDEO</li> <li>• Reading and Writing Part 3</li> </ul>
<b>Unit 15</b> I love my job p. 96	<ul style="list-style-type: none"> <li>• <b>Jobs:</b> actor, artist, astronaut, businessman, businesswoman, designer, engineer, fire fighter, journalist, mechanic, photographer, pilot, police officer, taxi driver, teacher, waiter</li> <li>• <b>Work places:</b> office</li> </ul>	<ul style="list-style-type: none"> <li>• Determiners: a few / a little</li> <li>• Will Will you take photos of the city? Yes, I will. / No, I won't.</li> <li>• Might I might be a journalist.</li> </ul>	<ul style="list-style-type: none"> <li>• Reading and Writing Part 4</li> <li>• Speaking Parts 2 and 4  VIDEO</li> </ul>
<b>Unit 16</b> Let's watch TV! p. 102	<ul style="list-style-type: none"> <li>• <b>Watching TV:</b> channel, entrance, pyramid, quiz, students, turn off, turn on, TV programme, university</li> <li>• <b>Adjectives:</b> bored, boring, enormous, frightened, frightening, interested, interesting, popular, wonderful</li> </ul>	<ul style="list-style-type: none"> <li>• Make somebody/something + adj</li> <li>• Scary films make Max frightened.</li> <li>• Olives make me thirsty.</li> </ul>	<ul style="list-style-type: none"> <li>• Reading and Writing Part 2</li> <li>• Reading and Writing Part 6</li> </ul>
<b>Revision 13-16</b> p. 108	 VIDEO: A visit to the museum.		
<b>Flyers Practice Test</b>			p. 110
<b>Speaking cards</b>			p. 125
<b>Wordlist</b>			p. 131
<b>Grammar tables</b>			p. 137



# Welcome!



## 1 1 Look and listen. Then complete.

fourteen • April • nineteenth • ~~ten~~ • twenty-first

**Sarah** Hi! My name's Sarah. I'm ten.


**George** I'm ten, too! When's your birthday?

**Sarah** It's in (1) \_\_\_\_\_. It's on the (2) \_\_\_\_\_.

**George** Mine is on the (3) \_\_\_\_\_ of April. I'm older than you!

Max is two. That's (4) \_\_\_\_\_ in dog years.

**Sarah** He's older than both of us!



## 2 2 Listen and write the number. Say the months.

February <input type="checkbox"/>	August <input type="checkbox"/>	March <input type="checkbox"/>	January <input type="checkbox"/>	July <input type="checkbox"/>	April <input type="checkbox"/>
September <input type="checkbox"/>	May <input type="checkbox"/>	October <input type="checkbox"/>	June <input type="checkbox"/>	December <input type="checkbox"/>	November <input type="checkbox"/>

Look & Learn

3 Write the ordinal numbers. Then listen and check.

When's your birthday?  
It's **in** April.  
It's **on** the first of April.


st nd rd th



4 Say the Sounds Listen and say this three times.


Sally's birthday is on the **thirtieth** of **S**eptember.

5 Listen and write. When are their birthdays?




My birthday is in November.

Sammy




My birthday is on the (1) \_\_\_\_\_ of January.

Emma



It's on the (2) \_\_\_\_\_ of September.

Ben



His birthday is in (3) \_\_\_\_\_.

Max

6 Say & Play Find somebody whose birthday is

	Name
in the same month as yours.	
in a month beginning with 'J'.	
this month.	

When's your birthday?

It's on the 12th of March.

# 1

# It isn't in my room!

1 6 Look, listen and point. What's for dinner?



2 7 Write the numbers. Listen, check and say.

- |         |                          |        |                          |
|---------|--------------------------|--------|--------------------------|
| shelf   | <input type="checkbox"/> | oven   | <input type="checkbox"/> |
| shampoo | <input type="checkbox"/> | fridge | <input type="checkbox"/> |
| soap    | <input type="checkbox"/> | diary  | <input type="checkbox"/> |
| cushion | <input type="checkbox"/> | brush  | <input type="checkbox"/> |
| cooker  | <input type="checkbox"/> | comb   | <input type="checkbox"/> |

3 8 Write the words from exercise 2. Listen, check and say.

- 1 It's in the bathroom.  
shelf \_\_\_\_\_
- 2 It's in the bedroom.  
\_\_\_\_\_
- 3 It's in the kitchen.  
\_\_\_\_\_



4  9 Find these things in the picture on page 6. Then write the words. Listen, check and say.



ep sts steps



1 t a g e \_\_\_\_\_



2 e y k \_\_\_\_\_




3 n i b \_\_\_\_\_



4 g w i n s \_\_\_\_\_

5 Student A, look at this picture. Student B, look at the picture on page 125. Find six differences.



In picture A, there are three steps.

In Picture B, there are five steps.

6 **Say & Play** Cut out and play. Guess the word.

You're washing your hands. It's soap!

Yes! You're right.

# 1

## It isn't in my room!

7  Listen and read. What two things does George make?



**George** What are you doing?  
**Sarah** I'm making some dolls. And this is the house where they live! This is the living room where they watch TV.



**George** Let's cut this into two squares. Look. Now these are cushions where the dolls sit!  
**Sarah** Great idea!



**Sarah** What are you making?  
**George** A cooker. Look. When you open the door, there's an oven!  
**Sarah** That's fantastic!



**George** This is the house where I'd like to live! But how do the people get inside?  
**Sarah** Oh no! I forgot to make a door!

8 Look and rewrite.

My friend lives in this house.  
 This is the house where my friend lives.

- 1 I live in this street.  
 This is the street \_\_\_\_\_.
- 2 I sit here and write my diary.  
 This is the place \_\_\_\_\_.
- 3 We always go on holiday here.  
 This is the place \_\_\_\_\_.
- 4 My dog sleeps here.  
 This is \_\_\_\_\_.

### Look & Learn

This is the house **where** they live.  
 This is the living room **where** they watch TV.  
 These are the cushions **where** the dolls sit.

 where clause p. 137



9 Choose and write.

Where • When • Who • How • Why • ~~What~~ • Which

**Helen** Hello! Are you the new people in flat 9?  
**Oliver** Yes, we are! My name's Oliver. What's your name?  
**Helen** I'm Helen. I live at number 6. (1) \_\_\_\_\_ did you move to your new flat?  
**Oliver** Yesterday. (2) \_\_\_\_\_ do you go to school?  
**Helen** Woodpark School.  
**Oliver** Oh, that's my new school. Do you like it there?  
**Helen** Yes, it's a great school. (3) \_\_\_\_\_ class are you in?  
**Oliver** I'm in Class 4.  
**Helen** Me too! That's the best class!  
**Oliver** (4) \_\_\_\_\_?  
**Helen** Because we've got a really nice teacher.  
**Oliver** (5) \_\_\_\_\_ is the teacher?  
**Helen** Her name's Miss Green.  
**Oliver** (6) \_\_\_\_\_ do you get to school?  
**Helen** I walk. It's just a few streets from here. We can walk together on Monday.  
**Oliver** Yes, thanks. I'd like that.



10 Write the questions. Then match. Listen and check.

Who is your best friend?  C  
 1 \_\_\_\_\_ do you like your best friend?   
 2 \_\_\_\_\_ is your birthday?   
 3 \_\_\_\_\_ do you do in your free time?   
 4 \_\_\_\_\_ do you get to school?   
 5 \_\_\_\_\_ subject do you like best?   
 6 \_\_\_\_\_ do you want to travel to one day?



- a Maths.
- b It's on 31st May.
- c His name's David.
- d Because he's funny!
- e I read.
- f I go by bike.
- g I'd like to visit London!

11 Say & Play Talk with a friend. Ask and answer the questions in exercise 10.

# 1

## FLYERS PRACTICE

### Reading and Writing Part 1

1 Look and read. Choose the correct words and write them on the lines. There is one example.

There are some words you don't need to use.



an oven

a fridge

a diary

shampoo

It's the place where you put a cake or a chicken to cook.

oven

a desk

1 You find it in the bathroom. You wash your hands with it.

a brush

2 You use it to wash your hair.

3 You can open a door or a gate with this.

cushions

4 It's usually on a wall. You can put books or CDs on it.

soap

5 You find this in the kitchen. You cook pasta or soup on it.

6 You can find it in a playground. Children play on it.

a shelf

7 They are usually outside a building. You walk up or down them.

a comb

8 You keep butter and milk here. It keeps food cold.

9 It's got a page for every day. You write the homework you have to do.

a key

steps


10 It's usually in a wall around a building or garden. You open it when you want to go into a place.

a swing

a gate

a cooker

## Listening Part 3

2  What did each person buy on holiday?  
Listen and write a letter in each box.  
There is one example.

Listen to the whole dialogue before you choose the correct picture.



Michael  E



his mum



his dad



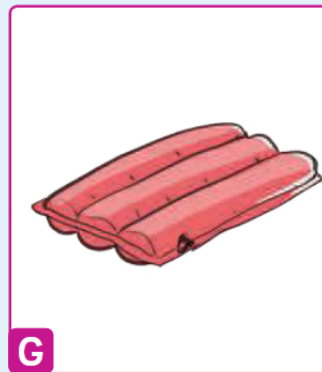


Betty



his grandpa



his grandma



# 2

## Hide the biscuits!

1 13 Look, listen and point. What do they take to the tree house?



2 14 Write the numbers. Listen, check and say.



biscuit (UK)

cookie (US)

- biscuits
- sugar
- cereal
- jam
- butter
- yoghurt

- flour
- olives
- pizza
- strawberries
- honey

3 15 Write the words. Listen and check.

You can put it in your tea or coffee.

- 1 They are small and black or green. They grow on trees.
- 2 They are red. They are a kind of fruit.
- 3 It's yellow. You can put it on bread, with honey.
- 4 It's made with fruit. You can put it on your bread.
- 5 You can make them with chocolate. Mmmm!

sugar

---



---



---



---



---