

Michelle Worgan

# Move!

Preparation for the A1 Movers  
Cambridge English Qualifications



**Student's Book**

with Digital Graded Reader



The pleasure of learning



## Digital Student's Book

To download the **Digital Student's Book**, go to [www.elionline.com/digitalbooks](http://www.elionline.com/digitalbooks) and follow the step-by-step instructions to help you register. Use the access code printed here.

The **Digital Student's Book** contains the full version of the Student's Book with audio tracks in MP3 format, plus fun, interactive exam practice activities and short grammar and exam practice videos.



Use the ELI LINK app to listen and look at the multimedia content of your Digital Book on your smartphone or tablet.



Frame the page of your book.



Access the content and download.



Download the app from App Store for iOS or from Google Play for Android.

Michelle Worgan



# Move!

Preparation for the A1 Movers  
Cambridge English Qualifications

Student's Book

# Contents

	MAIN VOCABULARY	MAIN STRUCTURES	MOVERS PRACTICE
<b>Unit 0</b> Hello! p. 4	<ul style="list-style-type: none"> <li>• <b>Numbers 21-100</b></li> <li>• <b>Ordinals 1st-20th</b></li> </ul>	<ul style="list-style-type: none"> <li>• What's your name?</li> <li>• How old are you?</li> <li>• Who's this?</li> <li>• How do you spell it?</li> </ul>	<p>My name's (Ann). I'm (ten). It's (Nick). N-I-C-K.</p>
<b>Unit 1</b> My family p. 6	<ul style="list-style-type: none"> <li>• <b>Family members:</b> aunt, daughter, grandchildren, granddaughter, grandparent, grandson, grown-up, parent, son, uncle</li> <li>• <b>Appearance:</b> beard, curly, fair, fat, moustache, straight</li> </ul>	<ul style="list-style-type: none"> <li>• He's / She's (tall).</li> <li>• He's / She's got (straight hair).</li> </ul>	<ul style="list-style-type: none"> <li>• Listening Part 5</li> <li>• Speaking Part 1</li> <li>▶ VIDEO</li> </ul>
<b>Unit 2</b> My week p. 12	<ul style="list-style-type: none"> <li>• <b>Days of the week</b></li> <li>• <b>Adverbs of frequency:</b> always, often, sometimes, never</li> <li>• <b>After-school activities:</b> do homework, go to (basketball) practice</li> </ul>	<ul style="list-style-type: none"> <li>• He does (his homework).</li> <li>• Do you watch (TV before dinner)? Yes, I do. / No, I don't.</li> <li>• I often ask (questions).</li> </ul>	<ul style="list-style-type: none"> <li>• Reading and Writing Part 2</li> <li>• Speaking Parts 3-4</li> <li>▶ VIDEO</li> </ul>
<b>Unit 3</b> At home p. 18	<ul style="list-style-type: none"> <li>• <b>The home (1):</b> address, balcony, basement, downstairs, lift / elevator, roof, shower, stairs, toothbrush, toothpaste, towel, upstairs</li> <li>• <b>Home activities:</b> cook, get dressed, fix, help, put on, wake up, wash, work</li> </ul>	<ul style="list-style-type: none"> <li>• She's having (fun).</li> <li>• They aren't (working).</li> <li>• Is she (helping)? Yes, she is. / No, she isn't.</li> <li>• What are you doing? I'm (fixing the chair).</li> </ul>	<ul style="list-style-type: none"> <li>• Reading and Writing Part 1</li> <li>• Listening Part 2</li> </ul>
<b>Unit 4</b> My city p. 24	<ul style="list-style-type: none"> <li>• <b>Places &amp; transport:</b> bus station, bus stop, café, car park, catch, cinema, drive, driver, fly, hospital, library, market, shopping centre, sports centre, square, station, swimming pool, supermarket, take, ticket, travel</li> <li>• <b>Prepositions of place:</b> above, behind, below, between, in front of, near, next to, opposite</li> </ul>	<ul style="list-style-type: none"> <li>• There's (a big box).</li> <li>• There are (four numbers).</li> <li>• Is there (a cinema)? Yes, there is.</li> </ul>	<ul style="list-style-type: none"> <li>• Listening Part 3</li> <li>• Reading and Writing Part 4</li> </ul>
<b>Revision 0-4</b> p. 30	▶ VIDEO: Come into my house!		
<b>Unit 5</b> It's a sunny day p. 32	<ul style="list-style-type: none"> <li>• <b>Weather:</b> cloud, cloudy, cold, dry, hot, ice, rain, rainbow, sky, snow, sunny, wet, wind, windy</li> </ul>	<ul style="list-style-type: none"> <li>• It was / wasn't (sunny).</li> <li>• Was it (hot yesterday)? Yes, it was. / No, it wasn't.</li> <li>• My friends were there.</li> </ul>	<ul style="list-style-type: none"> <li>• Listening Part 4</li> <li>• Reading and Writing Part 6</li> </ul>
<b>Unit 6</b> A shopping day p. 38	<ul style="list-style-type: none"> <li>• <b>Clothes:</b> coat, helmet, scarf, sweater, swimsuit</li> </ul>	<ul style="list-style-type: none"> <li>• I opened (the box).</li> <li>• Tom went (to the cinema).</li> </ul>	<ul style="list-style-type: none"> <li>• Listening Part 1</li> <li>• Reading and Writing Part 3</li> </ul>
<b>Unit 7</b> Lucy's birthday party p. 44	<ul style="list-style-type: none"> <li>• <b>Work:</b> clown, cook, dentist, doctor, driver, farmer, film star / movie star, nurse, pirate, pop star</li> <li>• <b>Food &amp; drinks (1):</b> bottle, bowl, coffee, cup, glass, plate, tea</li> </ul>	<ul style="list-style-type: none"> <li>• I didn't eat (the cake).</li> <li>• Did you enjoy (the party)? Yes, I did. / No, I didn't.</li> </ul>	<ul style="list-style-type: none"> <li>• Reading and Writing Part 5</li> <li>• Speaking Part 2</li> <li>▶ VIDEO</li> </ul>
<b>Unit 8</b> Our beautiful world p. 50	<ul style="list-style-type: none"> <li>• <b>Environment:</b> field, forest, grass, island, lake, leaf, mountain, plant, river, road, rock, village, waterfall, wave</li> </ul>	<ul style="list-style-type: none"> <li>• We can go for (a walk).</li> <li>• Do you want to come? I'd like to come.</li> <li>• I love (swimming).</li> </ul>	<ul style="list-style-type: none"> <li>• Reading and Writing Part 2</li> <li>• Speaking Part 1</li> <li>▶ VIDEO</li> </ul>
<b>Revision 5-8</b> p. 56	▶ VIDEO: A day in the countryside		

	MAIN VOCABULARY	MAIN STRUCTURES	MOVERS PRACTICE
<b>Unit 9</b> At the farm  p. 58	<ul style="list-style-type: none"> <li>• <b>Animals (1):</b> cage, fly, kitten, parrot, puppy, rabbit</li> <li>• <b>Adjectives:</b> asleep, awake, clever, hungry, naughty, pretty, strong, thirsty, weak</li> </ul>	<ul style="list-style-type: none"> <li>• They were smaller than (the puppies).</li> <li>• (The kittens) were prettier!</li> <li>• (The horse) was the biggest.</li> <li>• The cleverest animal is (the parrot)!</li> </ul>	<ul style="list-style-type: none"> <li>• Reading and Writing Part 1</li> <li>• Listening Part 5</li> </ul>
<b>Unit 10</b> The animal park  p. 64	<ul style="list-style-type: none"> <li>• <b>Animals (2):</b> bat, dolphin, kangaroo, lion, panda, penguin, shark, snail, whale</li> <li>• <b>Adverbs:</b> carefully, loudly, quickly, quietly, slowly, well</li> </ul>	<ul style="list-style-type: none"> <li>• (The pandas) are more beautiful than (the bats)!</li> <li>• (The parrots) are the best (pets).</li> <li>• (The polar bear) eats more quickly than (the hippo).</li> </ul>	<ul style="list-style-type: none"> <li>• Reading and Writing Part 4</li> <li>• Speaking Parts 3-4  VIDEO</li> </ul>
<b>Unit 11</b> At the sports centre  p. 70	<ul style="list-style-type: none"> <li>• <b>Sports &amp; leisure (1):</b> climb, hop, ice skates, ice skating, kick, net, player, racket, roller skates, roller skating, score, skate, skip</li> </ul>	<ul style="list-style-type: none"> <li>• You must (bounce the ball).</li> <li>• You mustn't (kick the ball).</li> <li>• What must you do?</li> </ul>	<ul style="list-style-type: none"> <li>• Reading and Writing Part 5</li> <li>• Listening Part 2</li> </ul>
<b>Unit 12</b> I'm not well  p. 76	<ul style="list-style-type: none"> <li>• <b>Health:</b> cold, cough, earache, fine, headache, ill, sick, stomach-ache, temperature, toothache</li> <li>• <b>The body and the face:</b> back, neck, shoulder, stomach, tooth</li> </ul>	<ul style="list-style-type: none"> <li>• I've got to (sleep). / I have to (sleep).</li> <li>• I had to (go to the doctor's yesterday).</li> <li>• I don't have to (do my homework).</li> </ul>	<ul style="list-style-type: none"> <li>• Listening Part 3</li> <li>• Speaking Part 2  VIDEO</li> </ul>
<b>Revision 9-12</b> p. 82	 VIDEO: The funniest pet		
<b>Unit 13</b> At the funfair  p. 84	<ul style="list-style-type: none"> <li>• <b>Sports &amp; leisure (2):</b> clown, drop, fall, fish, sail</li> <li>• <b>Adjectives:</b> brave, dangerous, difficult, easy, frightened, safe</li> </ul>	<ul style="list-style-type: none"> <li>• I could (skate).</li> <li>• He couldn't (walk well).</li> <li>• She's very good at (tennis / climbing).</li> </ul>	<ul style="list-style-type: none"> <li>• Reading and Writing Part 6</li> <li>• Speaking Part 1  VIDEO</li> </ul>
<b>Unit 14</b> Let's have a picnic!  p. 90	<ul style="list-style-type: none"> <li>• <b>Food &amp; drinks (2):</b> cheese, milkshake, noodles, pancake, pasta, salad, sandwich, sauce, soup, vegetable</li> </ul>	<ul style="list-style-type: none"> <li>• How much (milkshake)?</li> <li>• How many (sandwiches)?</li> <li>• Is there any (meat)?</li> <li>• There's some (bread).</li> </ul>	<ul style="list-style-type: none"> <li>• Reading and Writing Part 5</li> <li>• Speaking Part 3  VIDEO</li> </ul>
<b>Unit 15</b> Let's play!  p. 96	<ul style="list-style-type: none"> <li>• <b>The home (2):</b> blanket, comic, comic book, model, net</li> </ul>	<ul style="list-style-type: none"> <li>• Shall I help you?</li> <li>• How / What about (my room / going by bike)?</li> </ul>	<ul style="list-style-type: none"> <li>• Listening Part 1</li> <li>• Reading and Writing Part 3</li> </ul>
<b>Unit 16</b> On the Internet  p. 102	<ul style="list-style-type: none"> <li>• <b>Sports &amp; leisure (3):</b> app, band, CD, DVD, e-book, email, internet, laptop, text, video, website</li> </ul>	<ul style="list-style-type: none"> <li>• He is the boy who...</li> <li>• This is the DVD which...</li> <li>• Is that where... ?</li> <li>• I think / I know (he's very nice)!</li> </ul>	<ul style="list-style-type: none"> <li>• Listening Part 4</li> <li>• Speaking Part 2  VIDEO</li> </ul>
<b>Revision 13-16</b> p. 108	 VIDEO: At the funfair		
<b>Movers Practice Test</b>			p. 110
<b>Speaking cards</b>			p. 125
<b>Wordlist</b>			p. 129
<b>Grammar tables</b>			p. 139



# Hello!

1 Say hello! Look and listen. Then complete.



2 Read and match.

1 What's your name?	a Z-O-E.
2 How old are you?	b I'm ten.
3 Who's that?	c Nick.
4 How do you spell it?	d It's Zoe.

3 Look at the picture. Find and say the numbers 20 to 100.

4 Write the numbers.

twenty-seven \_\_\_\_\_

forty-one \_\_\_\_\_

eighty-three \_\_\_\_\_

sixty-four \_\_\_\_\_


ninety-nine \_\_\_\_\_

seventy-five \_\_\_\_\_

thirty-six \_\_\_\_\_

fifty-eight \_\_\_\_\_


5 Look and complete.



ANN



GRACE



TOM



MATT



LUCY

first • second • third • fourth • fifth

Ann's picture is in first place.

- 1 Lucy's picture is in \_\_\_\_\_ place.
- 2 Tom's picture is in \_\_\_\_\_ place.
- 3 Matt's picture is in \_\_\_\_\_ place.
- 4 Grace's picture is in \_\_\_\_\_ place.

6 Say & Play Play a game.

My name's Peter and I'm 10 years old.

His name's Peter and he's 10 years old. My name's Daisy and I'm...



# 1

# My family

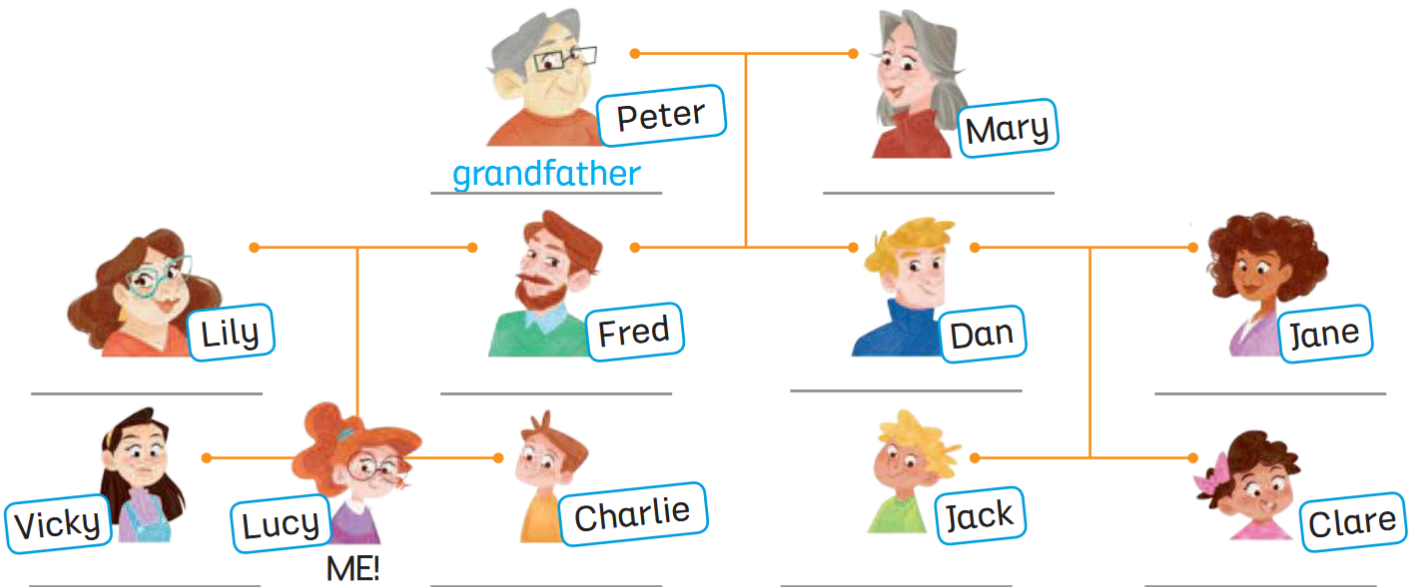


1 2 Listen to Lucy. Look and point.



2 3 Look and complete. Listen and check.

aunt • brother • cousin (x 2) • father • ~~grandfather~~  
grandmother • sister • uncle • mother



3  4 Read and complete. Listen and check.

granddaughters • son • grown-ups • ~~parents~~ • daughter  
 grandparents • grandson • grandchildren

- Lily and Fred are Lucy's parents.
- 1 Jack is Jane's \_\_\_\_\_.
  - 2 Clare is Dan's \_\_\_\_\_.
  - 3 Vicky, Lucy and Clare are Mary and Peter's \_\_\_\_\_.
  - 4 Mary and Peter are Lucy's \_\_\_\_\_.
  - 5 Charlie is Mary and Peter's \_\_\_\_\_.
  - 6 Lucy and Charlie are Peter's \_\_\_\_\_.
  - 7 Peter, Mary, Lily, Fred, Jane and Dan are all \_\_\_\_\_.

4  5 Circle the correct word. Listen and check.

- Peter has got **a beard** / glasses and grey hair.
- 1 Fred is **thin** / **fat** and has got **glasses** / **a moustache**.
  - 2 Dan is **short** / **tall** and has got **fair** / **black** hair.
  - 3 Jane has got **curly** / **straight** brown hair.
  - 4 Vicky has got **curly** / **straight** black hair.













Look & Learn

Order of adjectives



long curly fair hair

5  6 Listen and choose.

					
1 A <input type="checkbox"/>	B <input type="checkbox"/>	C <input type="checkbox"/>	2 A <input type="checkbox"/>	B <input type="checkbox"/>	C <input type="checkbox"/>
					
3 A <input type="checkbox"/>	B <input type="checkbox"/>	C <input type="checkbox"/>	4 A <input type="checkbox"/>	B <input type="checkbox"/>	C <input type="checkbox"/>

6 **Say & Play** Student A, describe a person from Lucy's family but make one mistake. Student B, find the mistake!

Mary has got long brown hair.

No, Mary hasn't got... She's got...


# 1

## My family

### 7 Listen and read.



This is Nick.  
He's very tall  
and thin.



And this is my friend, Eva.  
She's got beautiful  
black hair.



These two boys are Alex  
and Sam. They're brothers.

Is this girl in  
your class, too?

No, Dad. That's Miss Day!  
She's young and she's  
my teacher!

### Look & Learn

He's very tall. ----> 's = is

She's got black hair. ----> 's = has

▶ be and have got p. 139

### 8 Read and complete.




Daisy is tall. She hasn't  
got red hair.



1 My brother and sister  
\_\_\_\_\_ black hair.



2 My cousin \_\_\_\_\_ thin.



3 Ann is short. She  
\_\_\_\_\_ long fair hair.



4 My grandparents  
\_\_\_\_\_ grey hair.



5 My uncle \_\_\_\_\_  
a beard.

9 Read and complete.

Hi! I'm Matt. Let me tell you about my family.

This is my Aunt Sally. She's short and thin.

She (1) \_\_\_\_\_ black hair, she's got short fair hair.

My uncle is called Ben. Uncle Ben (2) \_\_\_\_\_ curly brown hair. He's also got a (3) \_\_\_\_\_ and a beard.

My grandfather Hugo is (4) \_\_\_\_\_ because he eats a lot!

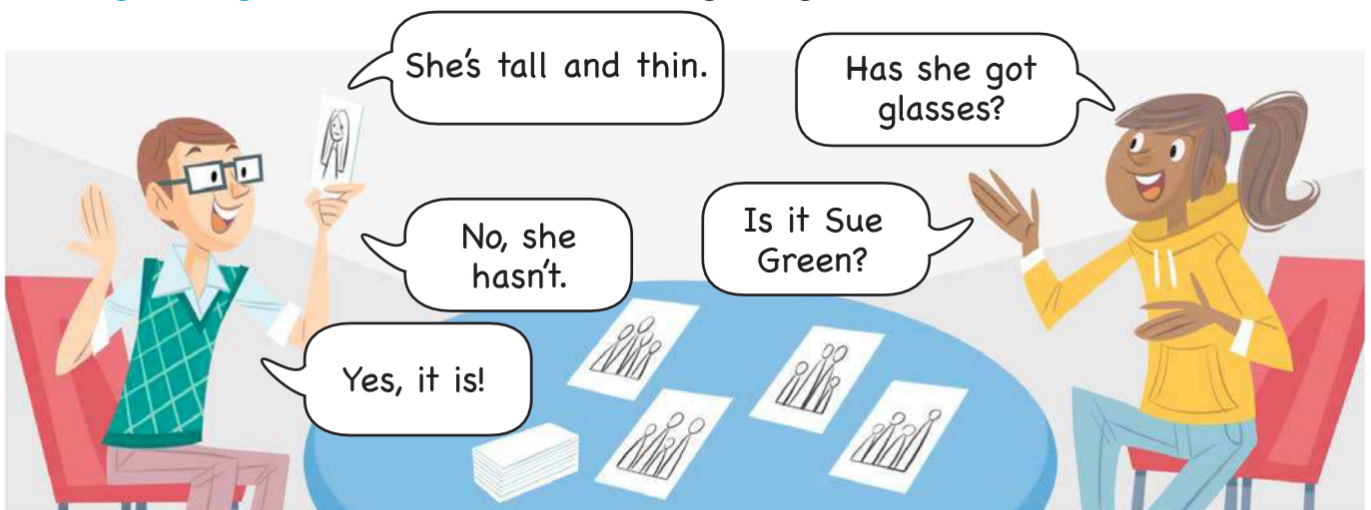
My grandmother Grace (5) \_\_\_\_\_ fat because she loves doing sport. Both my grandparents (6) \_\_\_\_\_ grey hair.

My sister's name is Alice. She (7) \_\_\_\_\_ very tall.


My sister and I have both got (8) \_\_\_\_\_ hair and green eyes. I love my family. We are all different!



10 Say & Play Look at the cards and play the game.



## Listening Part 5


- 1  8 Listen and colour and write.  
There is one example.

Listen for  
the words  
*colour* or *write*.

When you hear the  
colour, draw a short  
line with your crayon  
inside the object.  
You can finish  
colouring it later.




## Speaking Part 1

2  Listen and find the differences.

Describe the differences in the two pictures using *Here..., but here...*



3  Now watch the video and talk about your answers.

# 2

# My week

1 Listen to Tom. Look and point.



A

B Monday

C

D



E



F



G

2 Listen again and write the words.

Monday • Tuesday • Wednesday  
Thursday • Friday • Saturday • Sunday

### Look & Learn

Don't forget to start days of the week with a **capital letter**!

3 Say the Sounds Say the chant.

Monday, Tuesday, Wednesday  
What's your favourite day?  
Thursday, Friday, Saturday, Sunday  
My favourite day is today!

