

New Edition

Malcolm Mann
Steve Taylore-Knowles

Laser

B1

**Student's Book
with eBook**

with CD-ROM



Malcolm Mann
Steve Taylore-Knowles

Laser

B1

Student's Book


MACMILLAN

Contents

Unit	 Reading	 Dictionary Corner 1	 Grammar 1	 Listening	 Dictionary Corner 2
1 Welcome Back! PAGE 8	scanning for specific information	patterns	present simple and present continuous	listening for specific information	topic vocabulary (education)
2 The Weird and the Unexplained PAGE 16	reading for gist	topic vocabulary (mysteries)	past simple and past continuous	listening for location	collocations
Revision Units 1–2 • PAGE 24					
3 The Law's the Law PAGE 26	logical cohesion	topic vocabulary (crime)	countable and uncountable nouns	listening for location	phrasal verbs (with <i>off</i>)
4 Meet the Stars PAGE 34	reading for specific information	topic vocabulary (the media)	present perfect (simple and continuous)	listening for specific information	word formation (prefixes)
Revision Units 3–4 • PAGE 42					
5 The Space Race PAGE 44	summarising points	patterns	<i>will</i> and <i>be going to</i>	listening for specific information	topic vocabulary (technology)
6 It Takes All Sorts PAGE 52	grammatical referencing	topic vocabulary (people)	modals 1 (ability, obligation, advice, permission)	listening for attitude, purpose and intention	collocations
Revision Units 5–6 • PAGE 60					
7 Going Out and Staying In PAGE 62	recognising text type and function	topic vocabulary (entertainment)	modal perfect	listening for attitude and purpose	phrasal verbs (with <i>up</i>)
8 The Problem Page PAGE 70	distinguishing fact and opinion	topic vocabulary (relationships)	zero, first and second conditionals	listening for gist	word formation (suffixes)
Revision Units 7–8 • PAGE 78					

 Grammar 2	 Soundstation	 Speaking	 Use your English!	 Writing	 Get ready to write
stative verbs	/i: / and /i/ recognition	giving personal information	unit revision	paragraphing	informal letter
<i>used to</i> and <i>would</i>	/i: / and /i/ production	describing photographs	unit revision	descriptive language	short story
articles	opinion expression and stress production	expressing opinion, giving reasons 1	unit revision	useful words and phrases for essays	essay
comparatives and superlatives	/ə/ recognition and production	giving examples	unit revision	interpreting notes	informal email
present simple and present continuous for the future	/æ/, /ɑ:/ and /ʌ/ recognition	expressing opinion, giving reasons 2	unit revision	using set phrases	formal letter
modals 2 (possibility, probability, certainty)	/æ/, /ɑ:/ and /ʌ/ production	comparing	unit revision	layout and text structure	report
<i>-ing</i> form or full infinitive?	/nd/, /d/, /ŋg/ and /g/ recognition	suggesting and recommending	unit revision	awareness of target reader	article
time clauses	/nd/, /d/, /ŋg/ and /g/ production	formality	unit revision	making suggestions	letter of advice

Unit	 Reading	 Dictionary Corner 1	 Grammar 1	 Listening	 Dictionary Corner 2
9 It's the Way You Tell 'em PAGE 80	reading for gist	topic vocabulary (humour)	third conditional	listening for specific information	patterns
10 Fair Play PAGE 88	distinguishing main concepts	collocations	revision of conditionals and <i>unless</i>	main points	topic vocabulary (sport)
Revision Units 9–10 • PAGE 96					
11 The Land of Plenty? PAGE 98	recognising discourse markers	topic vocabulary (the environment)	the passive	main points	phrasal verbs (with <i>out</i>)
12 C U @ 8! PAGE 106	understanding sentence function	topic vocabulary (communication)	past perfect (simple and continuous)	deducing meaning	word formation (irregular forms)
Revision Units 11–12 • PAGE 114					
13 Getting By PAGE 116	deducing meaning	topic vocabulary (employment)	reported questions	prediction	patterns
14 Away from Home PAGE 124	lexical referencing	topic vocabulary (travel)	future perfect simple and future continuous	roles and relationships	collocations
Revision Units 13–14 • PAGE 132					
15 Make or Break PAGE 134	reading for specific information	topic vocabulary (success)	<i>prefer, would rather, had better</i>	listening for intention	phrasal verbs with other particles
16 Buy, Buy, Buy! PAGE 142	implication	topic vocabulary (shopping and money)	question tags	listening for specific information	word formation (verbs, nouns and noun phrases)
Revision Units 15–16 • PAGE 150					
Composition Planners 1–16 • PAGE 152			Irregular verb database • PAGE 173		
Role-play activities • PAGE 168			Speaking database • PAGE 174		
Pattern and collocation database • PAGE 170			Grammar database • PAGE 175		
Phrasal verb database • PAGE 172			Webquests • PAGE 204		

**Grammar 2****Soundstation****Speaking****Use your English!****Writing****Get ready to write**

relative clauses	recognition of numbers	comparing	unit revision	developing a narrative	short story
<i>so, such, too, enough</i>	production of numbers	asking and answering	unit revision	awareness of purpose	informal letter
the causative	homophones	agreeing and disagreeing	unit revision	complex sentences	essay
reported speech	stress mobility	discourse management	unit revision	selecting appropriate style	informal email
indirect questions	/s/ and /ʃ/ recognition	expressing future intention	unit revision	using set phrases	letter of application
<i>wish and if only</i>	/s/ and /ʃ/ production	speculation	unit revision	making recommendations	review
direct and indirect objects	/ɔ:/ and /ʌ/ recognition and production	prioritising	unit revision	using the correct register	article
<i>although, even though, despite, in spite of</i>	reception and production of question tag intonation	expressing preference	unit revision	punctuation and capitalisation	report

Do the Laser Quiz

Try to do this quiz as quickly as you can. Follow the instructions for each question.

1

What's the name of Lisa's brother in the story on page 23?

Now take the 2nd letter of your answer and write it in the 5th box at the bottom of page 7.

5

Who wrote the report on page 149?

Now take the 5th letter of the surname and write it in the 13th box at the bottom of page 7.

2

What is there a list of on page 172?

Now take the 4th letter of the word beginning with 'p' and write it in the 11th box at the bottom of page 7.

6

These start on page 152. What are they?

Now take the 6th letter of the 3rd word and write it in the 2nd box at the bottom of page 7.

3

What's the last word of the article on page 45?

Now take the final letter of this word and write it in the 8th box at the bottom of page 7.

7

What's the title of Unit 14?

Now take the 2nd letter of the first word and write it in CAPITALS in the 1st box at the bottom of page 7.

4

What's the title of the leaflet on page 98?

Now write the 1st letter of the 3rd word in the 14th box at the bottom of page 7.

8

What are the people called in picture e on page 91?

Now take the 1st letter of your answer and write it in the 12th box at the bottom of page 7.

9 Which author of this book has a surname with four letters?

Now take the last letter of his 1st name and write it in the 6th box at the bottom of the page.

13 Now take the 12th letter of the English alphabet and write it in the 3rd box at the bottom of the page.

10 Now look at the letter you wrote in the 2nd box at the bottom of the page and write the same letter in the 7th box.

14 Which author of this book has three names?

Now take the 4th letter of his 2nd name and write it in CAPITALS in the 10th box at the bottom of the page.

11 What's the name of the girl the email on page 64 was sent to?

Now take the 5th letter of her name and write it in the 4th box at the bottom of the page.

15 What starts on page 175?

Now take the 5th letter of the 2nd word and write it in CAPITALS in the 15th box at the bottom of the page.

12 Look at pages 134 and 135. What's the name of the inventor in the article?

Now take the 4th letter of his second name and write it in the 9th box at the bottom of the page.

16 Which unit of the book is called *Welcome Back!*? Write the number of the unit in the 16th box at the bottom of the page.

Laser Quiz

1	2	3	4	5	6	7	8	9	10	11	12	13	14	15	16
<input type="text"/>	<input type="text"/>	<input type="text"/>	<input type="text"/>	<input type="text"/>	<input type="text"/>	<input type="text"/>	<input type="text"/>	<input type="text"/>	<input type="text"/>	<input type="text"/>	<input type="text"/>	<input type="text"/>	<input type="text"/>	<input type="text"/>	<input type="text"/>

1

Welcome Back!



Get warmed up!

Discuss the following. Work in pairs or in groups.

- What are your three most favourite subjects at school? Why?
- Are there any subjects you don't enjoy? What don't you like about them?



Reading 1.01

1 Look at the blog and choose the correct answers.

- 1 Where can you read a blog like this?
A in a newspaper
B on the internet
- 2 Whose blog is it?
A Nicole's
B Adem's
- 3 Who wrote the comments on the blog?
A people who have read the blog
B the writer's English teachers

2 Read the blog and decide if the statements are true (T) or false (F).

- 1 Nicole wants to blog about her summer holiday. T/F
- 2 Nicole's first language is Spanish. T/F
- 3 Adem doesn't think he is good at learning grammar. T/F
- 4 Alessandra watches films while she does her homework. T/F
- 5 Lupita has friends in another country. T/F

3 Match the ideas with the people who mention them. Some ideas match with more than one person.

- | | |
|--------------------------------------|--------------|
| 1 use an English dictionary ___ | a Nicole |
| 2 listen to music in English ___ | b Adem |
| 3 go to another country __, __ | c Alessandra |
| 4 watch films in English __, __ | d Lupita |
| 5 write a blog in English __, __ | |
| 6 read a lot in English __, __ | |
| 7 use new vocabulary ___ | |
| 8 read things on the internet __, __ | |
| 9 work in a quiet place ___ | |



HOMWORK!

Do the Reading exercise on page 4 of your Workbook.

www.kidblog.co.uk/nicole-blog



Hi, everyone! I'm Nicole, and I live in Paris, France. Next week is the start of the new year, and here's my new blog! I'm looking forward to telling you all about my life at school, at home and with my friends! I had a fantastic summer, but now it's time to get back to work. This is a big year for me, and I want to do very well.

I'm very fond of learning languages, and I speak French (of course!), German, a little Spanish and English. I need to practise my English, and that's why I'm writing this blog. My teacher says that reading and writing as much as you can in English is a great way to learn more. I try to read a book in English every week, and I use a dictionary to help me with any words I don't know. And I read articles on the internet in English about my favourite bands and film stars!

What about you? I love reading your comments, so tell us about learning English and share your tips for learning!

It's My Life!

About me | Photos | Other blogs I like



Hi, Nicole! Great blog! I'm Adem from Ankara, the capital of Turkey! Like you, I'm studying English and I read as much as I can, especially blogs like yours! I'm good at learning vocabulary, but I need to work on my grammar – sorry if I make any mistakes! My tip for learning new words is to use them soon after learning them. When you use them yourself, they stick in your mind!

Welcome to my blog, Adem, and thanks for the tip. Don't worry about mistakes – we all make them and learn from them!



Hello from Rome! I'm Alessandra. Here in Italy, we work very hard at school and have to do a lot of homework. Personally, I think the secret to learning a language is hard work! When you do your homework, make sure you're in a quiet room and you can concentrate. Don't try to listen to music or watch TV at the same time! In your free time, why not watch films in English? Turn the subtitles on or off – both can help you learn!

Hi, Alessandra, and welcome to my blog! Great ideas! I agree that watching films is a good idea. I turn the subtitles off, then turn them on when I'm not able to understand a scene. And don't forget that songs in English also help!



Lupita from Mexico City here! I love your blog! I'm beginning to think that I should do the same thing. I learn English in a private language school, and our teachers organise a trip to an English-speaking country every year. It's a fantastic way to practise, and you make lots of new friends! After the trip, we stay in touch through email – another great chance to practise!

Thanks, Lupita! I'd love to go to an English-speaking country and I'm sure it helps a lot.



DICTIONARY CORNER

Complete each sentence using a word from the blog. Use the words in bold to help you.

- 1 Chris is not very **g**_____ **at being** quiet in class.
- 2 Can you **h**_____ **me with** this exercise, please?
- 3 I'm not really **a**_____ **to write** a long letter in English yet.
- 4 **Andrea's** not very **f**_____ **of reading** books in English.
- 5 Are you **looking** **f**_____ **to** learning lots of new things this year?
- 6 I'm **b**_____ **to think** that English isn't that difficult, after all!



Have your say!

- Which ideas from the blog for learning English do you like?
- Do you have other ideas for learning and practising?



HOMEWORK!

Do exercises 1, 2 and 3 on page 5 of your Workbook.

G Grammar 1

Present simple and present continuous

👁 Look at *Grammar database 1* pages 175–176 before you do the exercises.

1 Choose the correct form of the verb.

- Our English lessons **usually last** / **are usually lasting** about an hour.
- This week, **we revise** / **we're revising** what we did last year.
- They work out** / **They're working out** the school timetable at the moment.
- Good teachers **never shout** / **are never shouting** at their students.
- My dad **always tells** / **is always telling** me to work harder at school. It's so annoying!
- The end of term **gets** / **is getting** closer and closer!
- Alison **does work** / **work** hard, actually.

2 Put the verbs in brackets into the correct form, present simple or present continuous. Be careful with the position of the adverbs.

- Diana _____ (sometimes forget) to do all her homework.
- I _____ (try) to do this exercise at the moment.
- The students _____ (just start) to get to know each other.
- Our teacher _____ (always tell) us a joke at the beginning of the lesson.
- Our English tests _____ (get) harder and harder!
- Learning new vocabulary _____ (often take) a lot of hard work.

3 Write questions using the notes. Look at the blog on pages 8–9 again and find the answers to the questions.

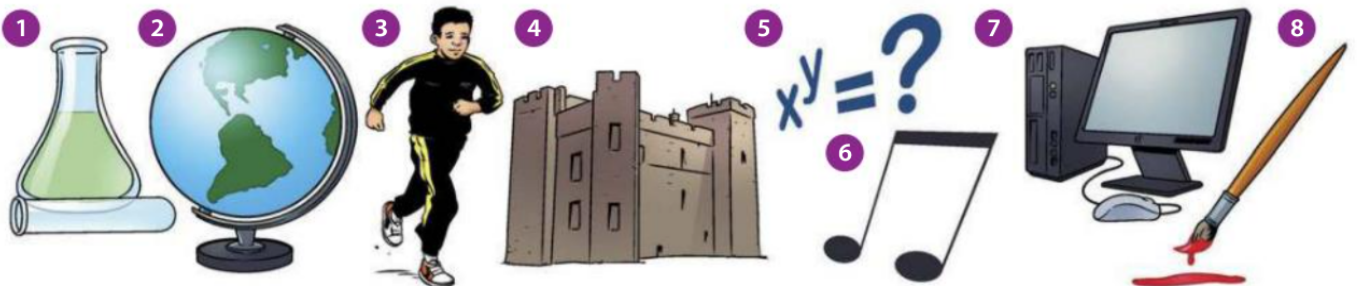
- what / Nicole / read / every week
Q: _____
A: _____
- what / Nicole / write / practise English
Q: _____
A: _____
- where / Adem / study / English
Q: _____
A: _____
- why / Adem / use new words
Q: _____
A: _____

🏠 HOMEWORK!


Do exercises 1, 2, 3, 4 and 5 on pages 5 and 6 of your Workbook.

🎧 Listening

1 Match the icons to the subjects.




- | | | | | | |
|-------------|---|---------------------------|---|---------|---|
| a art | — | d science | — | g music | — |
| b history | — | e computer studies | — | h maths | — |
| c geography | — | f PE (physical education) | — | | |

2  **1.02** Listen to part of a radio show. For each speaker, write the country they are from and the school subject they enjoy the most.

- 1 Ganika
From: _____
Favourite subject: _____
- 2 Eugen
From: _____
Favourite subject: _____
- 3 Valeriya
From: _____
Favourite subject: _____
- 4 Dirk
From: _____
Favourite subject: _____



3  **1.02** Listen again and complete each sentence with a word or short phrase.

- 1 What does Ganika say about maths?
It's _____.
- 2 What does Eugen say about history?
It's _____.
- 3 What does Valeriya say about French?
It's _____.
- 4 What does Dirk say about English?
It's _____.



HOMEWORK!

Do the Listening exercise on page 9 of your Workbook.

DICTIONARY CORNER

1 Match the words 1–7 with their definitions a–g.

- | | |
|-------------|--|
| 1 subject | a a series of lessons in a subject |
| 2 lesson | b a period of rest between lessons at school |
| 3 course | c the studying of something again, often before an exam, etc |
| 4 break | d something you learn at school, such as maths |
| 5 timetable | e a document written by a teacher about a student's progress |
| 6 report | f a short period of time in which you study a subject |
| 7 revision | g a schedule/programme of lessons, courses, etc |

2 Complete the advertisement with the correct form of the words from exercise 1.

Study German in Germany at The Munich School of German

- one- and two-week summer _____ for all ages
- _____ classes for students about to take exams
- fun, varied _____: _____ every morning, trips and sports every afternoon
- 10-minute _____ every hour in the morning
- _____ on student's progress given at end

The Munich School of German – bringing the
_____ of German to life!



HOMEWORK!

Do exercises 1 and 2 on page 7 of your Workbook.

G Grammar 2

Stative verbs

Look at **Grammar database 2** page 176 before you do the exercises.

1 Tick (✓) the correct sentences. Put a cross (X) next to those that are incorrect.

- 1 I'm having a headache at the moment. _____
- 2 Fiona is really liking her new German teacher. _____
- 3 I want you to do exercise 3 on page 36 now. _____
- 4 Nina is not being here today. _____
- 5 Jim, you're being silly! _____
- 6 What are you thinking about? _____
- 7 It is seeming it's the end of the lesson. _____

2 Complete the school report. Put the verbs into the present simple or the present continuous.



Name: Darren Williams
 Year: 9
 Subject: Geography

I (1) _____ (be) very pleased that Darren
 (2) _____ (seem) to be enjoying geography
 much more this term and I (3) _____ (think) that,
 on the whole, he has worked hard in class. He says that
 he (4) _____ (like) the book we
 (5) _____ (do) in class at the moment.
 This (6) _____ (be) positive. However,
 I (7) _____ (emphatic: want) him to
 spend a lot more time on his homework from now on.
 He (8) _____ (believe) he
 (9) _____ (not need) to spend very long
 working on his own at home and that is not true. Without
 serious study, I (10) _____ (doubt) he'll
 do very well in the exam at the end of the year.
 I (11) _____ (know) he (12) _____
 (think) about becoming a musician when he's older, and
 I (13) _____ (wish) him every success, but
 he has to understand that, without any academic qualifications,
 he may have serious problems in later life.

Soundstation

1 Listen. Can you hear the difference between the words in each pair?

- pill / peel
- ship / sheep
- grin / green
- lid / lead
- filling / feeling
- chick / cheek

2 Listen to these sentences and circle the words you hear.

- 1 Where's the **pill** / **peel**?
- 2 Look at that **ship** / **sheep**!
- 3 That's a nice **grin** / **green**.
- 4 Where did you put the **lid** / **lead**?
- 5 What a fantastic **filling** / **feeling**!
- 6 Look at her **chicks** / **cheeks**!

I said it would be nice to go somewhere on a SHIP!



HOMWORK!

Do exercises 1, 2, 3, 4 and 5 on pages 7 and 8 of your Workbook.



Speaking

1 **1.05** Listen to an interview with a teenage girl and answer the questions.



- 1 Does she give one-word answers? **yes / no**
- 2 Does she always speak in full sentences? **yes / no**
- 3 Does she use 'Well' and 'Oh' to start some of her answers? **yes / no**

2 Answer the questions about yourself. Make short notes.

- 1 What time do you get up on school days?
- 2 How do you usually get to school?
- 3 What's your favourite subject? Why?
- 4 What do you usually do at the weekends?
- 5 How often do you have English lessons?
- 6 Are you reading any books at the moment?
- 7 What do you want to do when you leave school?

3 In pairs, ask and answer the questions in exercise 2 and make notes of your partner's answers. Then report back to the class.

Phrase Bank!



Well, I usually get up at ...

My favourite subject's probably/definitely ...

We have English lessons three times/twice/etc a week.

I haven't really decided yet what I want to do when I leave school, but maybe I'll ...

See Speaking database on page 174.

	<i>you</i>	<i>your partner</i>
1	_____	_____
2	_____	_____
3	_____	_____
4	_____	_____
5	_____	_____
6	_____	_____
7	_____	_____



Use your English!

Read the article and choose the correct answer A, B, C or D to complete it.


- 1 A reports B lessons C courses D breaks
- 2 A watching B looking C seeing D viewing
- 3 A subject B timetable C revision D course
- 4 A with B for C to D at
- 5 A for B of C on D with
- 6 A on B to C at D with
- 7 A report B timetable C revision D subject
- 8 A hate B hating C hates D are hating
- 9 A to do B to doing C do D doing
- 10 A report B break C revision D lesson

How to Survive School!

You know the feeling! You've already had four (1) ___ today and now it's two o'clock on a Wednesday afternoon, and you're really not (2) ___ forward to the next one. It's the (3) ___ you hate. Perhaps it's maths, which you've never been very good (4) ___. Or perhaps it's French, and you're really not fond (5) ___ languages. Whatever it is, here are a few simple tips that might make your life a little easier!

- Don't suffer in silence! Tell your teachers how you feel and they'll find ways to help you (6) ___ any problems.
- Look at your (7) ___ to see which days of the week might make you feel depressed. If the subject you (8) ___ is on Wednesday, plan a trip to the cinema on Wednesday evening to cheer yourself up!
- If you are beginning (9) ___ badly in a subject, think about doing some (10) ___. It'll be hard work, but you might like the subject a little more if you can understand the lessons!

Good luck!



Writing

Paragraphing

1 Look at the different parts of the letter. Put them in the right order.

- 1 _____ 4 _____ 6 _____
 2 _____ 5 _____ 7 _____
 3 _____

A

Penny

B

It's strange having to wear a school uniform. It's the first time I've ever worn one. We have to wear a blue skirt and a white blouse. If it's cold we also have a blue sweater. I guess I'll get used to it. At least I don't have to decide what to wear in the morning!

C

Dear Donna,



D

Anyway, I'd better go now. Mum wants me to help with the housework before I do my homework. Take care, Donna, and stay in touch!

E

Lots of love,

F

Thanks for your letter. It was great to hear from you! I'm really glad your dog's much better now.

G

Well, today was my first day at my new school. It's called Parkingham Comprehensive School and there are over a thousand students here. It's very big! Actually, it seems a nice place. The kids in my class are very friendly. I've made one friend so far - a girl called Alison, who I sit next to in French. She's really cool and she helped me find my way around.

2 Match each part of the letter with its purpose.

Part	Purpose
1 _____	a to continue with your news
2 _____	b to mention their last letter and something in it
3 _____	c to give a reason for ending the letter
4 _____	d to greet the person you're writing to
5 _____	e to express love
6 _____	f to give your main news

3 Match to make correct statements about paragraphs.

- | | |
|---|--|
| 1 Each paragraph in a letter _____ | a tells us what it's about. |
| 2 You should never write a letter _____ | b gives us more details and examples. |
| 3 When you start a new subject, you _____ | c as one long paragraph. |
| 4 The first sentence of a paragraph often _____ | d should start a new paragraph. |
| 5 The rest of a paragraph often _____ | e should have a clear purpose. |

HOMEWORK!

Do exercises 1, 2 and 3 on page 9 of your Workbook.



Get ready to write

Informal letter

1 Read the letter and answer the questions.

- 1 Who wrote the letter?
- 2 Who is he writing to?
- 3 Underline all the short forms (eg *haven't*, *doesn't*) in the letter.
- 4 Underline one example of an incomplete sentence.
- 5 Circle one example of informal punctuation.
- 6 Find informal words and phrases in the letter that mean the same as these more formal words and phrases:
 - a How are you?
 - b Thank you very much
 - c we have
 - d a lot of
- 7 What two expressions did the writer use before signing his name?
- 8 How many main paragraphs are there?

Dear Adam,

Hi! How's it going? Thanks a lot for your postcard. Sounds like you had a great time in Switzerland. Well, we went back to school today for the first day of the winter term. Boring! I can't believe how quickly the summer holidays went. Actually, it wasn't that bad. There are a couple of new guys in my class this year and they both seem really nice. One of them is really good at football. I'm going to try to get him on the team!

Talking of football, we've got our first match next week. We're training hard at the moment, and I think we've got a good chance of winning. Wish us luck! Anyway, I'd better go now. I've got loads of homework to do tonight (unfortunately!).

Write soon!

All the best,

Gary

2 Read the writing task and make notes to answer the questions below.

Today was your first day back at school after the summer holidays. Write a letter to your pen friend about the day, mentioning any other news you have as well.

- 1 What's the name of your pen friend?
- 2 What will you mention about your pen friend's letter in the first main paragraph?
- 3 How was your first day back at school?
- 4 What news do you have about your first day?
- 5 What other news do you have?
- 6 Why do you have to stop writing?
- 7 What expression(s) will you write above your name?
- 8 What name will you write at the end?

3 Make a plan in *Composition Planner 1* on page 152.



HOMEWORK!

You are now ready to write the first draft of your letter. Write between 120 and 150 words. When your teacher has commented on your letter, write the final version.

2

The Weird and the Unexplained



Get warmed up!

Discuss the following.

Work in pairs or in groups.

- Do you believe in ghosts?
- How would you feel if you saw a ghost? (eg *I'd be scared, I'd be excited, etc*)
- What would you do if you saw a ghost? (eg *I'd scream, I'd run out of the room, etc*)



Reading 1.06

- 1 Read the article quickly and match each of the stories 1–4 with a picture a–d.
- 2 Read the article again and choose the best heading for each of the stories 1–4.
 - 1 a Was it the Moon?
b A visitor from another planet?
c A plane or a helicopter?
 - 2 a A frightening experience
b An enjoyable experience
c An ordinary experience
 - 3 a A plane full of ghosts
b Unknown ghosts
c Many witnesses
 - 4 a Who decided to stay?
b When did they return?
c Where did they go?

IT'S A STRANGE WORLD!

This week in **It's a strange world!** our fearless reporter Fiona Tyler investigates four cases of weird and unexplained true stories from North America.

1 Did former President of the USA Jimmy Carter see a UFO (Unidentified Flying Object)? He says he did. It all happened back in 1969, when Carter was Governor of Georgia. He was waiting outside with ten other people for an evening meeting to begin when suddenly a very bright object appeared in the sky above them. Carter says it was glowing red and green and was circular in shape. As the people were standing there amazed, it moved closer to them, then moved further away, came back again, and suddenly disappeared. Carter officially reported his UFO sighting to the US government. Some disbelievers say, however, that all he actually saw was the planet Venus. What do you think?

2 Talking of seeing strange things in America, you don't get much stranger than this! In 1988, seventeen-year-old Christopher Davis was changing a tyre on his car on a road in South Carolina when he saw something very large running towards him across a field. He jumped into his car and locked the door but the creature grabbed the door and tried to open it. Christopher later described the creature as being very tall, with red eyes and green skin. He said it was like a cross between a lizard and a man. Unable to open the door, the creature jumped onto the roof of the car. Christopher started the engine and drove off as quickly as he could. Thankfully, the Lizard Man soon fell off. Christopher was shaking with fear when he got home and there were deep scratches on the roof of the car. Bizarre!

3 Match each of the stories 1–4 with a sentence a–e. There is one extra sentence which you will not need.

- a They appeared to friends and colleagues.
- b His whole community vanished.
- c A famous person witnessed this incident.
- d They disappeared in front of hundreds of people.
- e What he saw terrified him.

3 Pilot Bob Loft was flying Eastern Airlines Flight 401 when it crashed in Florida in 1972. Loft, Flight Engineer Don Repo and ninety-nine others died in the crash. Not long after the accident, on more than 20 occasions, crew members and passengers on other Eastern Airlines flights claimed to have seen the ghosts of Loft and Repo. On one occasion, just before take-off, the captain and two flight attendants saw and spoke to Loft. They said he suddenly vanished before their eyes. The experience left them so scared they cancelled the flight. On another occasion, Repo appeared on board a plane in front of three crew members, one of whom had been a friend of Repo's. Repo warned them to 'Watch out for fire'. He then suddenly disappeared. Later during the flight, a fire did break out but luckily the crew managed to land the plane safely.

4 And while we're on the subject of people suddenly disappearing, how about this odd incident? In November 1930, a hunter from an Inuit village in northern Canada – the Inuit are also sometimes called Eskimos – said goodbye to his friends and family and went off for two weeks' hunting in the mountains. When he returned home, he discovered that the entire population of his village, over 2,000 people, had completely disappeared. Cooking pots were simmering gently on the stoves in the small huts they lived in, but there were no people left at all. And there were no tracks or footprints in the snow leading away from the village. A massive search found no trace of the tribe and no-one knows what happened to them. Now isn't that strange?

HOMEWORK!

Do the Reading exercise on page 10 of your Workbook.

DICTIONARY CORNER

Complete each sentence using a word from the article.

- 1 That's o_____.
- 2 I'm sure my pen was here a minute ago.
- 3 It was really w_____. I was just about to phone Jill when she phoned me.
- 4 How b_____! I wonder what happened to all those people.
- 5 The UFO flew around for about five minutes and then suddenly v_____.
- 6 The magician just a_____ out of nowhere. I don't know where he came from.
- 7 I wouldn't be s_____ if I saw a ghost. I'd be excited!
- 8 It was the most frightening e_____ I've ever had.
- 9 The i_____ occurred at half past three in the morning.



Have your say!

Do you think President Carter saw a UFO, the Moon, the planet Venus or something else? Why?

I think President Carter (probably) saw ... because ...

HOMEWORK!

Do exercises 1, 2 and 3 on page 11 of your Workbook.



G Grammar 1

Past simple and past continuous

👁 Look at *Grammar database 3* pages 177–178 before you do the exercises.

1 Look at the article on pages 16 and 17 and underline all the sentences which have both a verb in the past simple and a verb in the past continuous. Then find one example of the emphatic past simple.

2 Write the question and negative form of these sentences.

- 1 Naomi saw a UFO last week.
- 2 Bob Loft was flying the plane.
- 3 The people were standing there amazed.
- 4 The ghosts suddenly disappeared.
- 5 It was the planet Venus.
- 6 He was driving his car when he saw the creature.

3 Put the verbs in brackets into the correct form, past simple or past continuous, to complete the story.

Last year, my grandmother (1) _____ (have) a very weird experience. One evening, she (2) _____ (sit) alone at home in Glasgow watching TV. Suddenly, she (3) _____ (hear) a strange noise outside, so she (4) _____ (go) to see what it (5) _____ (be). When she (6) _____ (open) the door, she (7) _____ (see) a lovely large grey cat. It (8) _____ (wear) a collar that (9) _____ (have) its name and a mobile phone number on it: 'Cassie – 6784547322'. The cat (10) _____ (run) into the living room and (11) _____ (sit down).

The cat (12) _____ (look) hungry, so Grandma (13) _____ (decide) to give it some food. While Cassie (14) _____ (eat), Grandma (15) _____ (call) the number.

'Hello,' she (16) _____ (say). 'I've got a cat here called Cassie. Is it yours?'

'Yes!' a man's voice (17) _____ (reply). 'Cassie (18) _____ (run away) three weeks ago. Where are you?'

My grandmother (19) _____ (tell) the man where she lived.

'I don't believe it!' said the man. 'We lived in that house eight years ago. Cassie (20) _____ (love) that house!'



'Where do you live now?' asked my grandmother.

'About 600 kilometres away – in Plymouth!'




🎧 Listening

1 Look at the pictures. What are the different places?




🏠 HOMEWORK!

Do exercises 1, 2, 3 and 4 on pages 11 and 12 of your Workbook.

2  **1.07** You are going to listen to four friends talking about strange experiences they have had. As you listen, match each speaker with one of the pictures on page 18. There is one extra picture you will not need.

- Speaker 1: _____
- Speaker 2: _____
- Speaker 3: _____
- Speaker 4: _____

3  **1.07** Listen again and circle the correct answer to complete each sentence.

- 1 One explanation for Speaker 1's incident is that _____ .
 - a he went to the wrong place
 - b time completely stopped
 - c he went back in time
- 2 Speaker 2's uncle _____ when he described the fire.
 - a was out with his wife
 - b thought he was someone else
 - c was finding out about history
- 3 In Speaker 3's story, _____ .
 - a Nick Rice secretly pushed the clock
 - b no-one touched the clock
 - c the clock broke because they looked at it
- 4 Speaker 4's father was _____ .
 - a lucky
 - b careful
 - c clever


DICTIONARY CORNER


- 1** Choose the correct words.
 - 1 be wide **asleep** / awake
 - 2 be fast **asleep** / awake
 - 3 have a high **fever** / temperature
 - 4 a narrow **escape** / freedom
 - 5 be far **away** / distant
 - 6 for a long **hour** / time
 - 7 take a short **way** / cut
 - 8 in slow **movement** / motion
 - 9 in a deep **noise** / voice
 - 10 be in big **trouble** / problem
- 2** Complete the story using nine of the phrases above. You may need to change the verb forms.

School days

I wasn't feeling well yesterday and, because I (1) _____ , my mum said I had to go to bed. After about five minutes, I (2) _____ and I had a really strange dream. In my dream, I was walking to school. I was really late, so I decided to (3) _____ through the woods. I walked through the woods (4) _____ but the school still seemed to (5) _____ in the distance. I decided to run but I realised I couldn't run very quickly. It was like I was running (6) _____ - like in a movie. I began to panic. Then I heard my teacher, Mr Hickson, say (7) _____ , 'If you don't get to school in the next three minutes, you'll (8) _____ .' I was terrified.

Suddenly, I saw my school up ahead. I ran as quickly as I could - through the doorway, up the stairs and into Mr Hickson's classroom. He was counting backwards from three minutes. 'Five seconds ... four ... three ... two,' he said. I made it to my seat just in time. It had been (9) _____ , and all the other kids in the class clapped. I guess my dream means something, but I've got no idea what. Any ideas?



 **HOMWORK!**
Do the Listening exercise on page 15 of your Workbook.

HOMWORK!
Do the Dictionary Corner exercise on page 13 of your Workbook.