


NEW! STATION 1

CLIL BOOK

Ana Elisa Martins



CONTENTS

SUBJECT

THEME

LANGUAGE

MY LEARNING GOALS

UNIT
1

FAMILY RECORDS

PAGES 4-9

History

Ways of registering the experiences of the community

- family members (grandpa, grandma, dad, mom, brother, sister)
- family timeline
- historical sources (letters, official documents, diaries, photographs, artifacts, interviews)
- My grandma and grandpa's wedding.

Understand that a family history can be recorded in different ways

UNIT
2

PROPERTIES OF MATERIALS

PAGES 10-15

Science

Matter and Energy

- school objects (board, clock, desk, door, pencil case, window)
- materials (wood, paper, plastic, glass)
- properties of materials (hard, soft, rigid, flexible, transparent, opaque, absorbent, waterproof)
- The book is made of paper. It's opaque.

Identify the materials objects are made of and their basic properties

UNIT
3

HOW MANY?

PAGES 16-21

Math

Numbers

- school objects (book, eraser, pencil, ruler, pen, backpack)
- comparing numbers (equal, less than, greater than)
- How many ... ?
- Three is greater than one.
- Ann has two more books than Paul.

Compare the quantity of objects up to 10

UNIT
4

WHAT DO YOU DO?

PAGES 22-27

History

Work and sustainability in the community

- professions (farmer, cook, actor, artist, doctor, teacher)
- working places (hospital, school, farm, restaurant, studio, theater)
- She's an artist.
- I would like to be a / an ...
- I grow up all kinds of food. I'm a farmer.

Understand the roles of different jobs in the community

UNIT
5

LET'S PLAY

PAGES 28-33

PE

Games and Play

- toys (doll, robot, kite, computer game, teddy bear, bike)
- traditional games (hopscotch, hide-and-seek, tag, musical chairs, marbles, elastics)
- My favorite toy is a ...

Learn about traditional games that are part of our society

UNIT
6

THE LIFE OF ANIMALS


PAGES 34-39

Science


Life and evolution


- animals (cat, horse, mouse, dog, spider, frog, hamster, rabbit, iguana, bird, turtle, snake)
- needs of living things (water, food, air)
- life cycle (birth, growth, reproduction, death)
- characteristics (size, color, life stage, living place)
- size (big, small); color (green, orange); life stage (babies, adults); living place (water, land)
- It's a black horse. / It's a red frog.
- Some species are... Others are ...

Understand the characteristics of animals, such as size, color, stages of life, and place they develop

 BODY AND MOVEMENT PAGES 40-45	Art	Dance	<ul style="list-style-type: none"> parts of the body (arms, ears, eyes, feet, hair, hands, hips, legs, mouth, nose) body movement verbs (move, shake, stamp, clap) dances from different countries (ballet, breakdancing, tap dance, flamenco, belly dance, khon) Move your hips. / Clap your hands. 	Establish relationships between parts of the body and movements created in dances
---	------------	-------	--	---

 WHERE IS YOUR SCHOOL? PAGES 46-51	Geography	Geographic representation and spatial thinking	<ul style="list-style-type: none"> places in town (pool, park, zoo, mall, school, stadium, house, store, building, mall, park) spatial representation (paintings, photographs, drawings, maps) points of view (from above, from above and the side) My neighborhood has more houses than stores. / many buildings. / lots of stores, malls, and parks. 	Identify and recognize places in the neighborhood
---	------------------	--	--	---

 SOLVING PROBLEMS PAGES 52-57	Math	Numbers	<ul style="list-style-type: none"> tens, ones addition and subtraction strategies (standard form, expanded form, base-10 blocks) 10 plus 5 is equal to 15 Ann has 16 pears now. / Paul sold 20 apples. 	Create and solve addition and subtraction problems
--	-------------	---------	--	--

 WHERE IS IT? PAGES 58-63	Geography	Geographic representation and spatial thinking	<ul style="list-style-type: none"> furniture (TV, chair, closet, bed, table, sofa, pillow, clock, backpack, table) position of objects (on, under, in, on the right of, on the left of, in front of, behind) The table is behind / in front of the board. It's on the left / right of the board. There's a TV in front of the sofa. 	Locate objects using specific vocabulary
--	------------------	--	--	--

ICONS



LOOK AND DO
 Activities to interpret the picture of the unit opener pages



LISTEN
 Audio tracks to practice listening skills



THINK



BE



LEARN



ACT



COLLABORATE / COMMUNICATE

FAMILY RECORDS



UNIT

1

HISTORY



Look and check (✓).

This a family...

tree.

album.



TRACK 1



1 Listen and complete.



David



Mary



Albert



Linda

gr_a_ndp_a gr_a_ndm_a

gr_a_ndp_a gr_a_ndm_a



Edward



Kate

d_a_d

m_o_m



Daniel



Noah



Bella

br_o_th_e_r

s_i_st_e_r

2 Look at Noah's family timeline. Then write.

grandma dad brother mom



1975

My grandma and grandpa's wedding.



1979

My mom's birth.



2004

My mom and dad's first date.



2009

My brother's birth.



3 Read and circle.

The timeline refers to events in the **past** / **present**.



4 Look at Clara's timeline. Then draw yours and say. *Children's own answers.*



2009

My mom
and dad's
wedding.



2011

My birth.



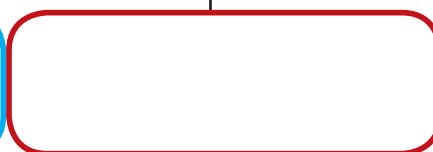


2012

My first
birthday
party.



2015

My first day at
school.





5 Listen and read.



History is all around us. Look at your home. It is full of clues about the past. They can help you understand the history of a place, person, or your family. These pieces of information are called **historical sources**.

Letters, official documents, diaries, photographs, artifacts, and interviews are some examples of historical sources.



letters



official documents



diaries



photographs



artifacts



interviews

Think Twice

- 1 Read and circle.
Official documents and letters are the only types of historical sources. **True** / False
- 2 What's your favorite type of historical source?
Children's own answers.

6 Match the words and pictures. Then say.

- 1 letter
- 2 artifact

- 3 diary
- 4 interview

- 5 official document
- 6 photograph



6



5



2



1



3



4

7 Draw, color, and complete. Children's own answers.

This _____ is a historical source.

UNIT

2

PROPERTIES OF MATERIALS.



SCIENCE



Circle.

Are these objects made of different materials? Yes / No

