

WonderSkills

Reading

INTERMEDIATE




1



Introduction

Unit Opener

This section introduces the theme with a related picture to stimulate learners to think about what they will read and learn about.



Vocabulary

A. Look at the pictures and read the words. (44)



B. Match and write the words to complete the sentences.

- The boy looks _____ . • jump off
- Birds have to _____ their wings to fly. • terrified
- It is fun to _____ into the lake. • excellent
- The bird _____ on the water to catch a fish. • lands
- I _____ yoga every day. • practice
- His parents are happy with his _____ school report. • flap

15

Warm-up

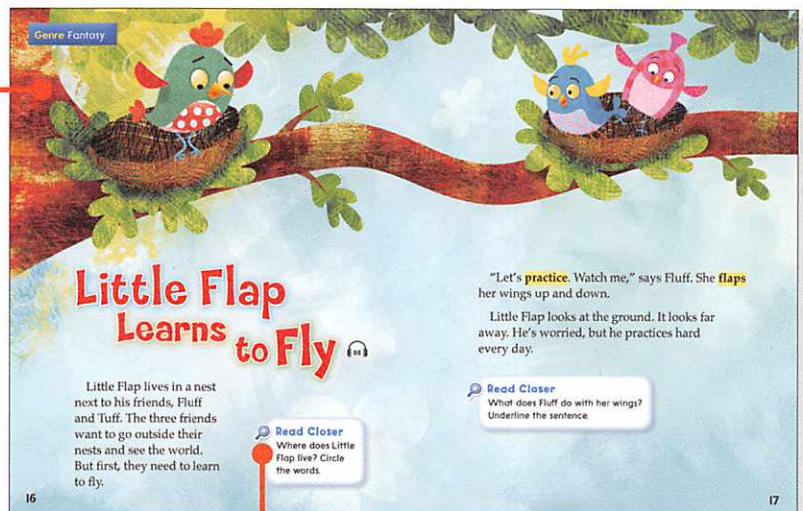
This section presents a model dialogue that helps learners relate the theme to their own experiences.

Vocabulary

This section introduces key vocabulary from the text with additional practice to prepare learners for the subsequent reading text.

Reading Text

A variety of fiction and non-fiction texts with colorful illustrations and interesting text features is presented for learners to engage with the reading.




Read Closer

This section asks questions to help learners actively interact with the text and practice the skill of asking and answering questions as they read.

Comprehension Check Reread

A. Choose the correct answers.

- This story is about _____.
 - how to find worms
 - how friends help each other
- What does Little Flap NOT do?
 - flapping
 - jumping off
 - singing
- Why do the three friends learn to fly?
 - They want to go home.
 - They want to find more friends.
 - They want to see the world.
- Why does Little Flap feel safe when he jumps off?
 - His friends live next to his nest.
 - His friends are with him.
 - There is a worm on the ground.



B. Read and circle.

- Fluff and Tuff stay far away from / close to Little Flap.
- When Little Flap lands, he finds a fish / worm.

C. Write T (True) or F (False).

- Little Flap helps his friends fly. _____
- Fluff and Tuff don't know how to flap. _____

19

Comprehension Check

This section provides a series of comprehension questions such as multiple-choice and true or false questions to check and ensure learners' understanding of the text.

Comprehension Skill Key Details

Key Details
Key details give important information about a story. You can find them in the pictures and the text of a story.

Use Text Evidence
Reread the text and look at the picture. Circle the words to complete the key detail.

Key Detail 1
Little Flap wants to sleep / fly, but he is hungry / terrified .

Your Turn
Reread the text and look at the pictures. Fill in the key details with the words from the box.

worm flaps lands fly

Key Detail 2
Little Flap _____ his wings fast and jumps off the branch. His friends _____ with him.

Key Detail 3
Little Flap _____ on the ground. He finds a juicy _____.

20

Comprehension Skill

This section teaches learners important reading skills:

- main idea and key details
- character, setting, events
- plot
- sequence
- point of view
- problem and solution
- compare and contrast
- cause and effect
- author's purpose
- theme

Summary

Complete the summary with the words from the box.

practices	The three friends want to fly to go _____ their nests. Little Flap _____ hard, but he is terrified to fly. His friends, Fluff and Tuff, help him fly. When they _____, Little Flap _____ a juicy worm. He thinks _____ is excellent.
flying	
land	
finds	
outside	

Vocabulary Review

Circle and write the words to complete the sentences.

- The children _____ soccer in the park. _____ jump off / practice
- They _____ the boat into the sea. _____ flap / jump off
- She is a(n) _____ cook and makes delicious food. _____ excellent / terrified
- The baby is _____ of loud noises. _____ terrified / practice
- Birds _____ their wings when they fly. _____ practice / flap
- Jets _____ at the big airport in the city. _____ land / jump off

21

Summary

This section is designed for learners to demonstrate their understanding of the text by completing the summary with key words.

Vocabulary Review

This section provides learners with additional practice in different contexts to consolidate their knowledge of the vocabulary.

Table of Contents

Friends and Family

The Big Idea How do families and friends learn, grow, and help one another?

Unit	Title	Genre	Skill	Page
1	Theme: We are Family Aunt Lucy Is the Best!	Realistic Fiction	Key Details	6
2	Theme: Friends Help Friends Little Flap Learns to Fly	Fantasy	Key Details	14
3	Theme: Families Around the World Family Festivals	Expository Text	Key Details	22
4	Theme: Pets Are Our Friends Finding Cal	Realistic Fiction	Character, Setting, Events	30
5	Theme: Animals Need Care Jack's Unusual Pet	Expository Text	Key Details	38
6	Theme: Families Working Together A Busy Family	Expository Text	Main Topic and Key Details	46



Animal Discoveries

The Big Idea How do animals play a part in the world around us?

Unit	Title	Genre	Skill	Page
7	Theme: Animals in Our Lives What Animals Give Us	Expository Text	Key Details	54
8	Theme: Animal Survival A Visit to the Desert	Realistic Fiction	Plot	62
9	Theme: Animals in Stories The Boy Who Cried Wolf	Fable	Cause and Effect	70
10	Theme: Animal Homes A Prairie Guard Dog	Expository Text	Main Topic and Key Details	78
11	Theme: Baby Animals Eagles and Eaglets	Expository Text	Main Topic and Key Details	86
12	Theme: We Love Animals Cute Animals	Expository Text	Key Details	94



UNIT 1

Aunt Lucy Is the Best!

Theme
We Are Family



Warm-up

- Q** The father and son like to _____ together. What do you like to do with your family?
- A** I like to _____ with my family.

Word Bank

go on a picnic
walk in the park
play video games

Vocabulary

A. Look at the pictures and read the words. 



B. Circle and write the words to complete the sentences.

- The girl is _____ in her bed.
asleep / scared
- There are clothes, boxes, and a bag in the _____.
ghost / closet
- He sees a monster and is _____.
scared / asleep
- Susie can _____ very loudly.
scream / lie down
- There is a white _____ next to the candle.
closet / ghost
- Jack likes to _____ on the sofa and watch his favorite TV show.
asleep / lie down

Aunt Lucy Is the Best!



I love it when Aunt Lucy comes to my house. We always watch movies and eat ice cream! We laugh together when the movies are funny, and cry when they are sad.




Read Closer

What do the boy and Aunt Lucy do when the movies are sad? Circle the word.

Aunt Lucy and I say goodnight. I go to bed, but I can't fall **asleep**. Suddenly, I see something. I **scream**.

Aunt Lucy rushes in.




"There's a **ghost** in my room!"
I say.

"It's only your coat, Danny,"
says Aunt Lucy. "Don't be **scared**."
She closes the door of the **closet**.



Read Closer

What does Danny think he sees in his room? Underline the answer.

An illustration of a child and an adult hugging in a bedroom at night. The child is lying in bed, and the adult is sitting on the edge of the bed, hugging the child. The room has blue and purple striped wallpaper. There is a framed picture of four cats on the wall, a red airplane on a shelf, a small robot on a shelf, a lamp on a nightstand, and a window with curtains. A speech bubble is above the adult, and a text box is below the child.

Then she gets a light and puts it beside my bed. She hugs me and says, "Turn on this light if you feel scared."

I **lie down** and pull up the covers. Aunt Lucy understands me better than anyone else!

Read Closer

What does Danny do after Aunt Lucy hugs him? Underline the words.

A. Choose the correct answers.

1. This story is about _____.
 - a. how Aunt Lucy helps Danny feel better
 - b. how Danny feels scared at night

2. Danny thinks there is _____ in his room.
 - a. a ball
 - b. a cat
 - c. a ghost

3. What do Danny and Aunt Lucy do together?
 - a. They listen to music and eat candies.
 - b. They watch movies and eat ice cream.
 - c. They scream and play ghost games.

4. What does Aunt Lucy give Danny to make him feel better?
 - a. She gives him a light.
 - b. She gives him a coat.
 - c. She gives him ice cream.



B. Read and circle.

1. Danny goes to bed, but he can't fall asleep / lie down .
2. Danny thinks the coat in his closet / under his bed is a ghost.

C. Write T (True) or F (False).

1. Danny watches movies with Aunt Lucy. _____
2. Aunt Lucy tells Danny to turn off the light if he is scared. _____

Key Details

Key details give important information about a story. You can find them in the pictures and the text of a story.

Use Text Evidence

Reread the text and look at the picture. Circle the word to complete the key detail.



Key Detail 1

Danny and Aunt Lucy do fun / boring things together.

Your Turn

Reread the text and look at the pictures. Fill in the key details with the words from the box.

light

scared

screams

closet



Key Detail 2

Danny _____ for Aunt Lucy because he thinks the coat in his _____ is a ghost.



Key Detail 3

Aunt Lucy gives Danny a _____.
Now he doesn't feel _____.

Summary

Complete the summary with the words from the box.

closet

lies down

asleep

ghost

screams

Aunt Lucy is staying with Danny. Danny goes to bed, but he can't fall _____.
He thinks there is a _____ in his room.
He _____. Aunt Lucy tells him it is only the coat in his _____. She gets a light for Danny. He feels better and _____.
Now he can sleep.

Vocabulary Review

Match and write the words to complete the sentences.

1. My little sister is _____ of the dark. • • **ghost**
2. I keep my clothes, shoes, and toys in my _____ • • **screams**
3. She likes to _____ on her bed and read on a rainy day. • • **scared**
4. My brother _____ when he sees a scary movie. • • **asleep**
5. I can see something white behind my bed. I think it's a _____! • • **lie down**
6. I always fall _____ quickly at night. • • **closet**