

Ben Wetz



English Plus

Second edition

1

Student's Book

OXFORD

Ben Wetz

English Plus

Second edition

1

Student's Book

OXFORD
UNIVERSITY PRESS

UNIT	VOCABULARY	LANGUAGE FOCUS
Starter unit	p4 Free time <i>video games, music, art, animals, etc.</i> Key phrases: Talking about hobbies and interests	p5 <i>be</i> : affirmative and negative Subject pronouns and possessive adjectives Key phrases: Introducing people
	p6 Prepositions and everyday objects <i>on, in, under, laptop, bag, coat, phone, etc.</i>	p7 Possessive 's <i>be</i> : questions

UNIT	VOCABULARY	READING	LANGUAGE FOCUS	VOCABULARY AND LISTENING
1 Towns and cities	p12 Places in a town or city <i>restaurant, school, park, etc.</i> Language point: <i>There's, There are + a, an, some and any</i> Key phrases: Talking about places	p14 A description of a cruise ship Vocabulary plus: <i>fantastic, comfortable, swimming pool, etc.</i>	p15 <i>Is there ... ?</i> , <i>Are there ... ?</i> , <i>How many ... ?</i>	p16 Comparing places <i>old, quiet, pretty, etc.</i>
Review Unit 1 p20	Puzzles and games p21			
2 Days	p22 Daily routines <i>get up, have classes, study, etc.</i> Language point: Adverbs of frequency Key phrases: Comparing answers	p24 A busy day Vocabulary plus: <i>son, daughter, parent, etc.</i>	p25 Present simple: affirmative and negative Pronunciation: Third person -s	p26 Special days <i>sing, dance, wear, etc.</i> Study strategy: Preparing to listen
Review Unit 2 p30	Puzzles and games p31			
3 Wild life	p32 Animals <i>camel, butterfly, snake, etc.</i> Key phrases: Identifying things Pronunciation: Sentence stress	p34 The ugliest animals? Vocabulary plus: <i>beautiful, common, dull, etc.</i>	p35 Superlative adjectives Study strategy: Improving your grammar	p36 Amazing animals <i>kill, grow, survive, etc.</i>
Review Unit 3 p40	Puzzles and games p41			
4 Learning world	p42 School subjects <i>maths, English, history, etc.</i> Key phrases: Talking about school subjects	p44 Schools project Vocabulary plus: <i>primary school, private school, boarding school, etc.</i>	p45 Present continuous: affirmative and negative	p46 Verbs: Studying a language <i>listen, check, repeat, etc.</i> Study strategy: Thinking about learning
Review Unit 4 p50	Puzzles and games p51			
5 Food and health	p52 Food <i>burger, salad, meat, etc.</i> Study strategy: Organizing and remembering vocabulary Pronunciation: Short and long vowels Key phrases: Likes and dislikes	p54 Sumo wrestlers Vocabulary plus: <i>dish, vitamins, etc.</i>	p55 Countable and uncountable nouns + <i>some, any, much, many and a lot of</i>	p56 Adjectives: Health <i>fit, hungry, etc.</i>
Review Unit 5 p60	Puzzles and games p61			
6 Sport	p62 Sports <i>football, athletics, cycling, etc.</i> Key phrases: Talking about sports	p64 The Olympics then and now Vocabulary plus: <i>winner, competitor, swimmer, etc.</i>	p65 <i>there was, there were, was, were</i>	p66 X Games: Regular and irregular verbs <i>completed, became, etc.</i>
Review Unit 6 p70	Puzzles and games p71			
7 Growing up	p72 Describing people <i>short, round, moustache, etc.</i> Pronunciation: Diphthongs Key phrases: Guessing answers	p74 Childhood photos Vocabulary plus: <i>grow, change, give</i>	p75 Object pronouns Past simple: affirmative and negative	p76 Life events <i>grow up, go to school, etc.</i>
Review Unit 7 p80	Puzzles and games p81			
8 Going away	p82 Things for a holiday <i>rucksack, tent, water bottle, etc.</i>	p84 Summer holidays Vocabulary plus: <i>cool, expensive, boring, etc.</i>	p85 <i>be going to</i> : affirmative, negative and questions Pronunciation: Question stress and rhythm	p86 Weather conditions <i>windy, stormy, foggy, etc.</i> Study strategy: Guessing answers before listening
Review Unit 8 p90	Puzzles and games p91			
English Plus Options	Extra listening and speaking p92 Curriculum Extra p100 Culture p106 Project p112 Song p116			

VOCABULARY		LANGUAGE FOCUS	
p8 Basic adjectives <i>new, fast, cheap, boring</i> , etc. Key phrases: Adverbs of degree		p9 <i>this, that, these, those</i> <i>have got</i>	
p10 Countries and nationalities <i>Spain, Turkey, Japan, China</i> , etc.		p11 Question words: <i>Where ... ?</i> , <i>What ... ?</i> , <i>Who ... ?</i> Conjunctions: <i>and, or, but</i> Key phrases: Thinking of answers Key phrases: Writing about yourself	
LANGUAGE FOCUS	SPEAKING	WRITING	ENGLISH PLUS OPTIONS
p17 Comparative adjectives Pronunciation: /ə/ sound in comparatives Key phrases: Comparing opinions	p18 Asking and saying where places are Study strategy: Learning the key phrases Key phrases: Asking and saying where places are	p19 A description of a town or city Key phrases: Describing a town or city Language point: Position of adjectives	p92 Extra listening and speaking: Asking for and giving personal information p100 Curriculum Extra: Geography: Reading a map p106 Culture: The United Kingdom p116 Song: I'm the King
p27 Present simple: questions Key phrases: Time expressions	p28 Making plans and suggestions Key phrases: Making plans and suggestions	p29 A special day Key phrases: Talking about a celebration Language point: <i>also</i>	p93 Extra listening and speaking: Talking about timetables p101 Curriculum Extra: Geography: Time zones p107 Culture: Weird festivals p112 Project: A class survey
p37 <i>can</i> for ability Questions with <i>How ... ?</i> Key phrases: Estimating	p38 Asking for permission Key phrases: Requesting, giving and refusing permission	p39 Animals in danger Key phrases: Describing animals in danger Language point: Giving examples	p94 Extra listening and speaking: Phoning a friend p102 Curriculum Extra: Natural science: Animals p117 Song: I Can Tell You
p47 Present continuous: questions Present continuous and present simple	p48 Asking for help when you're studying Key phrases: Asking for help with languages Pronunciation: The alphabet	p49 An email about your school Key phrases: Giving information about your school Language point: <i>so</i>	p95 Extra listening and speaking: Comparing two pictures p108 Culture: Home schooling p113 Project: My dream school
p57 Verb + <i>-ing</i> Imperatives	p58 In a café Key phrases: Ordering food	p59 A food blog Key phrases: Writing a food blog Language point: Sequencing	p96 Extra listening and speaking: Shopping at the market p103 Curriculum Extra: Science: Food and nutrients p118 Song: Delicious
p67 Past simple: affirmative Past time expressions Study strategy: Learning irregular verbs Pronunciation: <i>-ed</i> endings Key phrases: Past time expressions	p68 Last weekend Key phrases: Talking about the weekend	p69 A sports star Key phrases: Profile of a sports star Language point: Paragraphs	p97 Extra listening and speaking: Talking about video games p109 Culture: Football vs. baseball p114 Project: A new sport
p77 Past simple: questions	p78 Role-play: an interview with a famous person Key phrases: Doing an interview Study strategy: Improve your speaking	p79 Biographical questions and answers Key phrases: A biography: questions and answers Language point: Punctuation	p98 Extra listening and speaking: Describing people p104 Curriculum Extra: Language and Literature: <i>The Elephant Man</i> p110 Culture: Amazing people p119 Song: The Story of Your Life
p87 <i>will</i> and <i>won't</i>	p88 Offers and promises Key phrases: Making offers and promises	p89 An email Key phrases: Writing an email about a friend's visit Language point: <i>because</i>	p99 Extra listening and speaking: The weather forecast p105 Curriculum Extra: Language and literature: <i>The Adventures of Tom Sawyer</i> p111 Culture: Theme parks in the USA p115 Project: A holiday

Starter unit


VOCABULARY • Free time

I can talk about my hobbies and interests.

- 1  1.02 Match the words in the box with pictures 1–15. Then listen and check.

video games music art reading
watching TV films animals cooking
skateboarding cycling photography sport
shopping chatting online meeting friends



- 2  1.03 Read and complete the text with the words in the box. Then read, listen and check your answers.

photography skateboarding cooking sport
reading music video games chatting

Hi!

Hi! I'm Kate. I'm twelve and I'm from Oxford in the UK. I'm into **sport** and I'm good at basketball. Apart from sport, I like ¹.....

and ²..... online. I'm not interested in shopping.

This is **my** brother Jack. Jack isn't into sport. He's into ³..... and **his** favourites are football games. Jack isn't on **his** computer twenty-four hours a day – he and **his** friends like ⁴....., but they aren't very good!

Our parents, Jen and Ed, like books and they're into ⁵..... **My** mum is interested in ⁶..... and **her** photos are really good. **Our** mum and dad are good at ⁷..... Italian food is **their** favourite.

And you and **your** family? What are **your** hobbies and interests?

- 3  1.04 Look at the key phrases and listen. What do the people say? Complete the phrases.

KEY PHRASES

Talking about hobbies and interests

- | | |
|---------------------------|-------------------------------|
| + | – |
| 1 I'm interested in | 2 I'm not interested in |
| 3 I'm into | 4 I'm not into |
| 5 I like | 6 I don't like |
| 7 I'm good at | 8 I'm not good at |
| 9 My favourite | |
| is / are | |

- 4 Write six sentences about your interests. Use the key phrases in exercise 3 and the words in exercise 1.

I'm into sport.

I'm not good at music.

- 5  **USE IT!** Work in pairs. Compare your interests in exercise 4.

I'm into sport.

Oh, I don't like sport. I like reading.



S

LANGUAGE FOCUS • *be*: affirmative and negative

• Subject pronouns and possessive adjectives

I can use the verb *be* and introduce people.

be: affirmative and negative

1 Complete the table with the words in the box. Then check your answers in the text on page 4.

isn't aren't they he not



Affirmative	
I'm	from Oxford.
You're	twelve.
¹'s / She's / It's	into video games.
We're / You're / ²'re	
Negative	
I'm ³	interested in shopping.
You aren't	very good.
He / She / It ⁴	into sport.
We / You / They ⁵	

2 Choose the correct words.

- I **isn't** / 'm not from London.
- He's / 're good at sport.
- They **isn't** / aren't my friends.
- You **is** / 're into music.
- Mrs Turner **are** / is a teacher.

3 Write true sentences. Use affirmative and negative forms of the verb *be*.

- Kate is interested in sport.
- Zebras animals.
 - Oxford in Brazil.
 - My friends twelve.
 - The name of this book *English Plus*.
 - I interested in video games.
 - I from Paris.

Subject pronouns and possessive adjectives

4 Complete the table with the words in blue in the text on page 4.

Singular		Plural	
Subject pronoun	Possessive adjective	Subject pronoun	Possessive adjective
I	my	we	⁴
you	¹	you	⁵
he she it	² ³ its	they	⁶

5 Replace the words in blue with subject pronouns.

Marc is from Paris. **He** is from Paris.

- This book** is good.
- Jen and Ed** are from the UK.
- Anya and I** are friends.
- You and Mick** are brothers.

6 Choose the correct words.

This is ¹I / **my** friend Tereza. ²**She** / Her mum and dad are from Prague. ³**Their** / **They're** friends with my mum and dad. ⁴**Our** / **We're** house is next to ⁵**their** / **they're** house. ⁶**It's** / Its the yellow house in this photo.



7 1.05 Read and listen to the text. What is Yasmin's hobby?

- Leila Hi, **Jack**. How are things?
 Jack Not bad. And you?
 Leila Good, thanks. This is my friend **Yasmin**.
 Jack Oh, hi, **Yasmin**.
 Yasmin Hi.
 Leila **Yasmin** is into **skateboarding**.
 Jack Really? That's cool.
 Leila See you later, **Jack**.
 Jack See you.

KEY PHRASES

Introducing people

How are things? / How are you?
 This is ...
 (Yasmin) is into ...
 See you later.

8 **USE IT!** Work in pairs. Practise the dialogue in exercise 7. Then change the words in blue and practise a new dialogue.

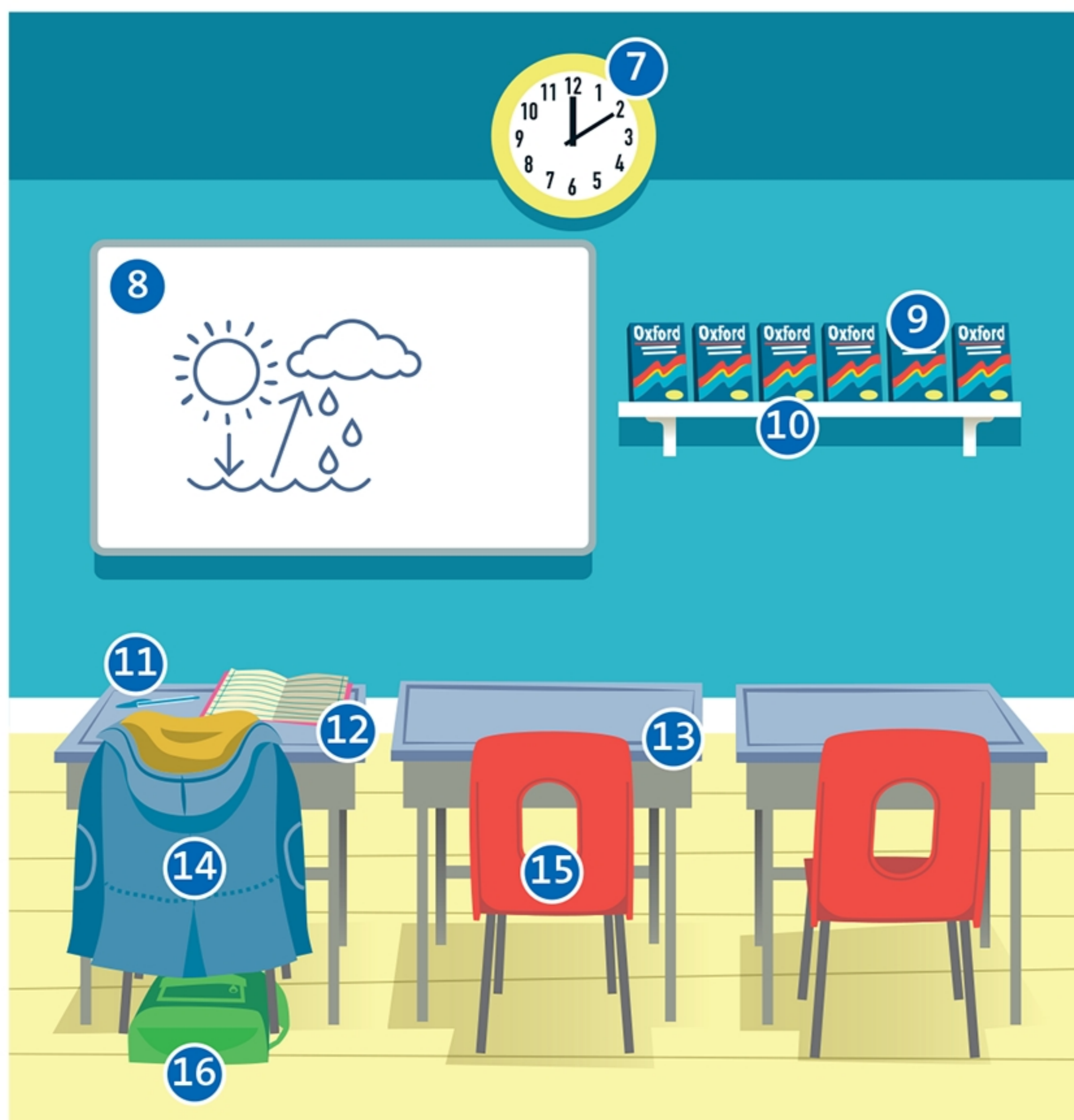
S

VOCABULARY • Prepositions and everyday objects


I can say where things are.

- 1 1.06 Match the words in the box with 1–16 in the pictures. Then listen and check.

table drawer mobile phone poster
laptop speaker desk coat bag
chair notebook pen shelf board
dictionary clock



- 2 1.07 Study the prepositions. Then complete the sentences with the prepositions. Listen and check.



- 1 The dictionaries are the shelf.
- 2 The teacher's mobile is the drawer.
- 3 The laptop is the speakers.
- 4 The students' chairs are their desks.
- 5 The poster is the teacher's table.
- 6 Harry's coat is his chair.
- 7 Harry's bag is his desk.
- 8 The clock is the board.
- 9 The board is the students' desks.
- 10 Harry's pen is his notebook.
- 11 Paul's desk is Harry and Eva's desks.

- 3 Do a memory test. Look at the pictures in exercise 1 for one minute. Then close your books. How many sentences in exercise 2 can you remember?

- 4 Draw a desk and four other objects. Write sentences about your picture.

In my picture, a laptop is on the desk. A bag is on the laptop ...

- 5 **USE IT!** Work in pairs. Read your sentences in exercise 4 to your partner. Listen and draw your partner's picture.

*In my picture, a laptop is on the desk.
A bag is on the laptop ...*



LANGUAGE FOCUS • Possessive 's • be: questions

I can ask questions about where people and things are.

Possessive 's

1 Look at the examples and complete the rules with *singular* and *plural*.

- the teacher's mobile
- Harry's bag
- Harry and Eva's desks
- the students' chairs

RULES

- We use 's for possession with words.
- we use s' for possession with words.

2 Write phrases for 1–4. Use the possessive 's or s'.

- Paul / desk **Paul's desk**
- 1 Harry / pens
- 2 my mum and dad / photos
- 3 the teachers / names
- 4 Eva / notebook

be: questions

3 1.08 Read and listen to the text. Choose the correct answers.

- Charlie's mum is **at home** / at work.
- Her laptop is **in the drawer** / on the TV.
- Her speakers are in **Charlie's room** / her room.

Mum Hi, Charlie.
Charlie Oh, hi, Mum. Are you at work?
Mum No, I'm not. I'm at home.
 Where are you?
Charlie I'm at school, Mum! It's 12 p.m.
Mum Oh, yes. OK. Are you in class?
Charlie No, why? Are you OK?
Mum Yes, I'm fine. But Charlie – where is my laptop?
Charlie Ah ... yes. Look in the drawer under the TV. Is it there?
Mum Yes, it is. And the speakers? Where are the speakers, Charlie?
Charlie Mmm. Good question. Erm ... are they in the drawer?
Mum No, they aren't.
Charlie Erm ... OK. Are they in my room?
Mum MY speakers in YOUR room ... ?
 Yes, they are. Charlie ... !
Charlie OK, Mum. Bye!

4 Read the dialogue again and complete the table.

Questions		Short answers
Am I	in class? at home?	Yes, I am. / No, ³
¹ he / she / it		Yes, it ⁴ / No, it isn't.
² you / we / they		Yes, they are. / No, they ⁵

5 Complete the questions and write short answers that are true for you. Then ask and answer with a partner.

- ... you good at skateboarding?
- ... your notebook on your desk?
- ... your mum and dad at work?
- ... we at home?
- ... the teacher in class?

6 **USE IT!** Work in pairs. Look at the people and places. Choose a person, a city and a place. Then ask questions to find out your partner's information.

Are you with Lionel Messi?

No, I'm not.

Person	City	Place
Lionel Messi	Rio	at school
Taylor Swift	New York	in town
Kristen Stewart	London	at home
Robert Downey Jr.	Cairo	at the shops



- 1 1.09 Read the text. Match the words in blue with their opposites in the box. Then listen and check.

unpopular bad new cheap
horrible boring fast big

- 2 Read the text again and choose the correct answers.

- 1 Has Paul's mobile got a good camera?
a Yes, it has. b No, it hasn't.
2 Have Ben's cousins got a parrot?
a Yes, they have. b No, they haven't.
3 Has Maria got a present for her dad?
a Yes, she has. b No, she hasn't.

- 3 Study the key phrases. Write eight sentences about the things in the table. Use your ideas and the key phrases.

Mexico City is a really big place.

TV programme	Place	Person	Game or film
popular	big	nice	expensive
boring	horrible	popular	fast
good	old	interesting	new

KEY PHRASES

Adverbs of degree

It isn't very expensive. It's quite expensive.




It's very expensive. It's really expensive.




- 4 **USE IT!** Work in pairs. Compare your sentences in exercise 3.

Mexico City is a really big place. My city is really old.

Send us your photos! What have you got ...

... in your pocket?


I've got money, a pen, my ID card for school (that photo isn't very nice!) and my mobile phone. It's old and slow now and it hasn't got a good camera. I want a new mobile, but they're expensive. 😞 (Paul)

... on your desk?

I've got books, one or two old video games, and these mini speakers. They're small, but they're really good. 😊 And I've got a photo of my cousins in Australia. They've got a pet parrot. His name's Sinbad and he's really popular with my cousins' friends. We haven't got a pet. 😞 (Ben)

... in your bag?

I've got my books for school, my mobile and I've got this present for my dad. He hasn't got this book. It's about cooking and it's very interesting (if you like cooking!). 😊 (Maria)




S

LANGUAGE FOCUS • *this, that, these, those* • *have got*

I can ask and answer questions about presents with *have got*.

this, that, these, those

1 Study the pictures. What is the difference between *this / that* and *these / those*?



2 Choose the correct words.

- 1 These / Those cousins are in Australia now.
- 2 Is *this / those* your pen under the teacher's chair?
- 3 *This / These* present is nice.
- 4 *These / That* is Maria's dad, Bill.

have got

3 Look again at the text and exercise 2 on page 8. Complete the table.



Affirmative			
I / You / We / They	'1	got	a mobile.
He / She / It	's		a pet.
Negative			
I / You / We / They	2	got	a mobile.
He / She / It	3		a pet.
Questions			
Have	I / you / we / they	got	a mobile?
4	he / she / it		a pet?
Short answers			
Yes, I / you / we / they have.	No, I / you / we / they		
Yes, he / she / it has.	5		
	No, he / she / it hasn't.		

4 1.10 Complete the dialogue with the correct forms of *have got*. Then listen and check.

- Ben It's Father's Day tomorrow. ¹..... you got a present for Dad?
- Maria Yes, I ²..... I've got this book about cooking.
- Ben Oh, that's nice. I ³..... got a present.
- Maria No? That's OK – we ⁴..... got an hour in town. ⁵..... Dad got a good pen?
- Ben Yes, he ⁶.....
- Maria OK, I ⁷..... got an idea. Look – these mobile phone covers aren't very expensive.
- Ben Mmm. Dad hasn't got a mobile cover.
- Maria They ⁸..... got really nice ones in this shop.
- Ben Thanks, Maria. That's a really good idea.

5 **USE IT!** Work in pairs. Look at the mini-dialogue. Prepare and practise new dialogues. Use your friends' names and the ideas in the pictures.

- A Have you got a present for ... ?
- B No, I haven't.
- A Has he / she got a ... ?
- B Yes, he / she has. OR No, he / she hasn't.
- A Look, they've got a really nice one in this shop.
- B Thanks! That's a really good idea.



S VOCABULARY • Countries and nationalities

I can talk about where things are from.

- 1 1.11 Match the countries with 1–12 on the map. Then listen and check.

the USA the UK* Egypt Japan
Mexico Spain Turkey Australia
Brazil Italy China India



*also called Britain

- 2 Check the meaning of the words in blue. Then choose the correct words in the quiz.

- 3 Write nationalities for the countries in exercise 1. Use words from the quiz in exercise 2.

1 the USA American

- 4 Write true and false sentences for 1–5.

Brad Pitt is an American sports star. (False)

Ferraris are Italian. (True)

1 ... is a / an (nationality) star.

2 ... is the (nationality) capital.

3 The (nationality) flag is ...

4 ... is / are (nationality).

5 The ... is the (nationality) currency.

- 5 USE IT! Work in pairs. Compare your sentences in exercise 4. Say if you think they are true or false.

Brad Pitt is an American sports star.

No, that's false.

Ferraris are Italian.

Yes, that's true.



1

People from the UK are **British** / American.




3

Rafael Nadal is a **Spanish** / Brazilian sports star.



5

Curry is **Indian** / Italian food.



2

The **Chinese** / Japanese flag is white and red.



4

Cairo is the **Egyptian** / Turkish capital.



6

The dollar is the **Mexican** / Australian currency.