

2nd edition

Got it!

3

Teacher's Book

Sheila Dignen

OXFORD

2nd edition

Got it!

3

Teacher's Book

Sheila Dignen

OXFORD
UNIVERSITY PRESS

OXFORD
UNIVERSITY PRESS

Great Clarendon Street, Oxford, OX2 6DP, United Kingdom

Oxford University Press is a department of the University of Oxford.
It furthers the University's objective of excellence in research, scholarship,
and education by publishing worldwide. Oxford is a registered trade
mark of Oxford University Press in the UK and in certain other countries

© Oxford University Press 2014

The moral rights of the author have been asserted

First published in 2014

2018 2017 2016 2015

10 9 8 7 6 5 4 3 2

No unauthorized photocopying

All rights reserved. No part of this publication may be reproduced, stored
in a retrieval system, or transmitted, in any form or by any means, without
the prior permission in writing of Oxford University Press, or as expressly
permitted by law, by licence or under terms agreed with the appropriate
reprographics rights organization. Enquiries concerning reproduction outside
the scope of the above should be sent to the ELT Rights Department, Oxford
University Press, at the address above

You must not circulate this work in any other form and you must impose
this same condition on any acquirer

Links to third party websites are provided by Oxford in good faith and for
information only. Oxford disclaims any responsibility for the materials
contained in any third party website referenced in this work

ISBN: 978 0 19 446396 6 Teacher's Book
ISBN: 978 0 19 446444 4 Teacher's Access Card
ISBN: 978 0 19 446442 0 Pack

Printed in China

This book is printed on paper from certified and well-managed sources

ACKNOWLEDGEMENTS

Cover images reproduced with permission from: Corbis (free-runner/Radius
Images), (couple shopping/Ocean); Getty (tourist/Dan Porges), (Easter Island/
Volanthevist); Shutterstock (friends hiking/oliveromg).

Contents

Introduction

Introducing <i>Got it! 2nd edition</i>	iv	Student self-assessment checklist	xviii
Course components	iv	Student progress record sheet	xix
Using the Student Book	vii	Lesson planner	xx
Classroom management	xvi	Class Audio CD track list	xxi
Suggestions for further reading	xvi	Student Book contents	2
Common European Framework of Reference	xvii		

Teaching notes

Welcome

4

1

Unit 1 Things used to be different!

10

2

Unit 2 I didn't want to leave!

18

Review A

26

3

Unit 3 What should I do?

30

4

Unit 4 They should have prepared!

38

Review B

46

Remember

50

5

Unit 5 You love him, don't you?

52

6

Unit 6 They can't be real!

60

Review C

68

7

Unit 7 What's it made from?

72

8

Unit 8 He told me he was surprised!

80

Review D

88

Writing builder

92

Curriculum extra

96

Puzzles

104

Audioscripts

Student Book audioscripts	108
---------------------------	-----

Workbook answer key

Answers to Workbook exercises	115
-------------------------------	-----

Introduction

Introducing *Got it! 2nd edition*

Methodology

Got it! 2nd edition is a four-level American English course written specifically for secondary school students, with particular emphasis on meaningful communication and skills development. It covers levels A1 through B2 in the Common European Framework for Reference (CEFR).

The second edition has brand new content and builds on the strengths of the first edition, following thorough research into the needs of teachers and students.

Key features of the methodology are:

Hands-on language presentation Students immediately interact with the dialogue or text that opens each unit, check their understanding of meaning and context, and are given the chance to try out new structures;

Guided discovery Students explore the meaning and usage of new language before they move on to more formal presentation and practice;

Communicative practice Dialogue work and personalization are emphasized at each level, and pairwork activities and games are included throughout;

Cultural awareness A focus on the U.S. and other English-speaking countries is placed within the context of the wider world;

Skills development In every unit, students apply and extend what they have learned, through targeted skills lessons designed to build their competence in each individual skill;

Self-assessment Students regularly review and measure their progress against the Common European Framework of Reference;

Learning across the curriculum Interdisciplinary reading and project pages link the topics and language content of the main units to other areas of the school curriculum;

Values The topics in *Got it! 2nd edition* have been carefully chosen to stimulate reflection on a broad range of issues related to citizenship and the development of socially responsible values. These are highlighted in the teaching notes for each unit.

Flexibility

A comprehensive and innovative package of components gives the teacher maximum support and flexibility. Whatever your teaching style, *Got it! 2nd edition* has everything you could possibly need to match your students' learning environment.

Combined Student Book and Workbook Available in full and split editions. Every student also has access to an online version of the Workbook with extra practice via a code supplied on a card in the print book.

iTools Featuring a fully interactive Student Book and Workbook, for use in class with interactive whiteboard, computer, or data projector.

Video Four video reports and eight authentic voxpop interviews with teenagers per level. Each report and voxpop video comes with an accompanying worksheet, and all are available on DVD (with additional on-screen comprehension questions) and on iTools.

Online printable worksheets More than 50 extra worksheets are available online, including pairwork activities and games, and review and extension worksheets for extra grammar and vocabulary practice.

Flexible assessment options Printable, editable course tests are available online at www.oxfordlearn.com, along with a bank of extra test questions for each unit.


Printable KET and PET practice tests For level 2 there is a printable KET practice test, and for level 3 there is a printable PET practice test. Both are available online at www.oxfordlearn.com.

Overview of components

Student Book and Workbook

The Student Book contains:

- eight teaching units;
- a Welcome unit, reviewing key language from the previous level. In the Starter level, the Welcome unit briefly reviews basic language typically covered at primary level;
- a Remember unit for mid-year language review and consolidation. In the split edition of *Got it! 2nd edition*, the Remember unit opens the second volume at each level;
- a Review unit covering grammar, vocabulary, and communication after every two units;
- a Culture club lesson in each Review unit, providing an insight into life in the U.S. and other English-speaking countries;
- regular self-assessment pages correlated to the Common European Framework of Reference;



- a Writing builder section, providing material to develop your students' writing skills and confidence;
- Puzzles for every unit;
- four Curriculum extra reading and project lessons;
- a complete Word list containing new vocabulary and phonetic transcriptions, organized by unit.

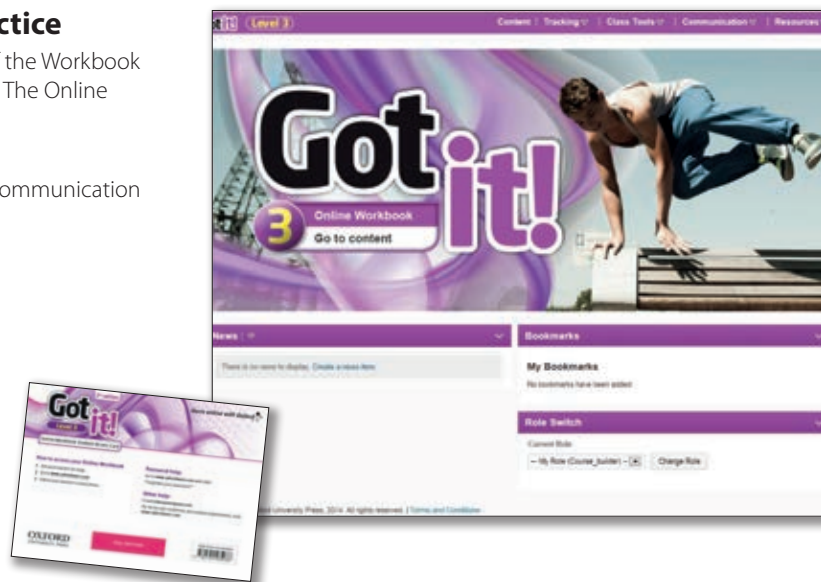
The Workbook contains:

- additional practice for each teaching unit, covering grammar, vocabulary, communication, reading, and writing;
- detailed grammar notes and word lists, included at the start of each Workbook unit for ease of reference.

Online Workbook and Extra Practice

All students have access to an online version of the Workbook via a code supplied on a card in the print book. The Online Workbook includes:

- all the activities in the print Workbook;
- extra practice in vocabulary, grammar, and communication for every unit;
- a Picture dictionary;
- extra Review activities;
- regular interactive Progress quizzes;
- automatic grading, providing the student with instant feedback;
- a Gradebook, showing students' scores.



Online Teacher's Resources www.oxfordlearn.com

All the course resources are supplied online in the Resources section of the Online Workbook. Students will not be able to see these resources. There are extra worksheets and all the assessment materials.

The extra resources provide support material for consolidation, extension, mixed-ability classes, and assessment.

There are more than 50 printable worksheets for each level, covering the following areas:

- Vocabulary help and extension
- Grammar help and extension
- Reading and writing
- Pairwork
- Games
- Puzzles
- Video report activities
- Video voxpop activities

There is a wide range of materials for assessment, as follows:

- printable and editable course tests, including eight Unit tests and four Review tests per level. All course tests have A and B versions, to help prevent your students from cheating;
- a bank of Extra test questions, with extra grammar and vocabulary questions for every unit of the Student Book;
- regular interactive Progress quizzes with the Online Workbook;
- International-style practice examinations, linked to the *Got it! 2nd edition* syllabus;
- a printable KET practice test with Level 2, and a printable PET practice test with Level 3.



iTools

iTools is designed to be used in the classroom with an interactive whiteboard. It can also be used with a computer linked to a monitor or data projector. Features include:

- fully interactive Student Book content including full class audio;
- answer keys and audio scripts that can be turned on or off;
- extra audio to accompany reading texts in Skills lessons;
- complete Workbook content with answer keys;
- the ability to alternate between corresponding Student Book and Workbook pages at the click of a button;
- interactive grammar presentations, with activities to complete as a whole class;
- video lessons containing complete video clips; students can view the video clips with or without scripts.



DVD

Video material for *Got it!* is also available on two DVDs. The DVDs contain:


- four video reports per level, linked to the topical and linguistic content of the Student Book;
- on-screen interactive comprehension questions;
- printable worksheets for each video report;
- authentic voxpop interviews with American teenagers for every unit;
- printable worksheets to accompany each voxpop video;
- teaching notes with full scripts and answer keys.



Teacher's Book

The Teacher's Book contains:

- teaching notes and at-a-glance answer keys for all the Student Book material;
- ideas for warm-ups and extra activities;
- suggestions for using authentic songs with specific topics or areas of language;
- background notes and cultural information on people and topics mentioned in the Student Book;
- audio scripts for all listening material;
- Workbook answer keys.



Class Audio CDs

Each set of Class Audio CDs contains:

- all the listening material for the Student Book;
- audio for the Review tests.



Using the Student Book

Welcome unit

The Welcome unit offers six pages of vocabulary and grammar practice, covering language students have seen in the previous level. In the Starter level, students are given a brief overview of basic language they may have seen at primary level, before beginning the main syllabus in unit 1.

Main units

Each main unit is divided as follows:

Presentation and Language focus 2 pages

Vocabulary 1 page

Grammar 1 page

Communication 1 page

Grammar 1 page

Skills 2 pages

Presentation

The Presentation text on the left-hand page exposes students to the theme, grammar, vocabulary, and functions of the unit. The Language focus exercises on the right-hand page allow students to interact with the dialogue in more detail, encouraging them to explore, use, and personalize new language before it is formally presented and practiced on the Vocabulary and Grammar pages.

In the Starter level and Level 1, the text is a dialogue presented in a photostory format. The photostories reflect the aspirations of the students, using familiar contexts to motivate and engage them. Each unit focuses on a different episode in the lives of the central characters.

In the Starter level, the story takes place in a school. Jacob meets a new girl, Lucia. Lucia joins the school choir, and Jacob joins the choir so he can get to know her. Jacob's friends are mad about this because choir practice makes him late for soccer practice. Max tells Jacob to choose between choir and soccer. Jacob is sad and chooses choir, which means he will

miss the big soccer game. Lucia persuades Jacob at the last minute to play in the game. Jacob's friends go to watch the choir perform in a show, and realise that choir is actually cool.

In Level 1, we follow a story about two bands (Supernova and The Misfitz) competing against each other in a Battle of the Bands competition. Zac, the lead singer of Supernova, is behaving arrogantly and doesn't care about band practice. The other members of the band become frustrated with him. Zac decides to leave Supernova and join The Misfitz. This leaves Supernova without a singer at the last minute. Rosie, a member of Supernova, decides to sing at the contest, transforms her image, and amazes everybody! Supernova wins the contest. Zac is mad, but the Supernova band members are very happy.

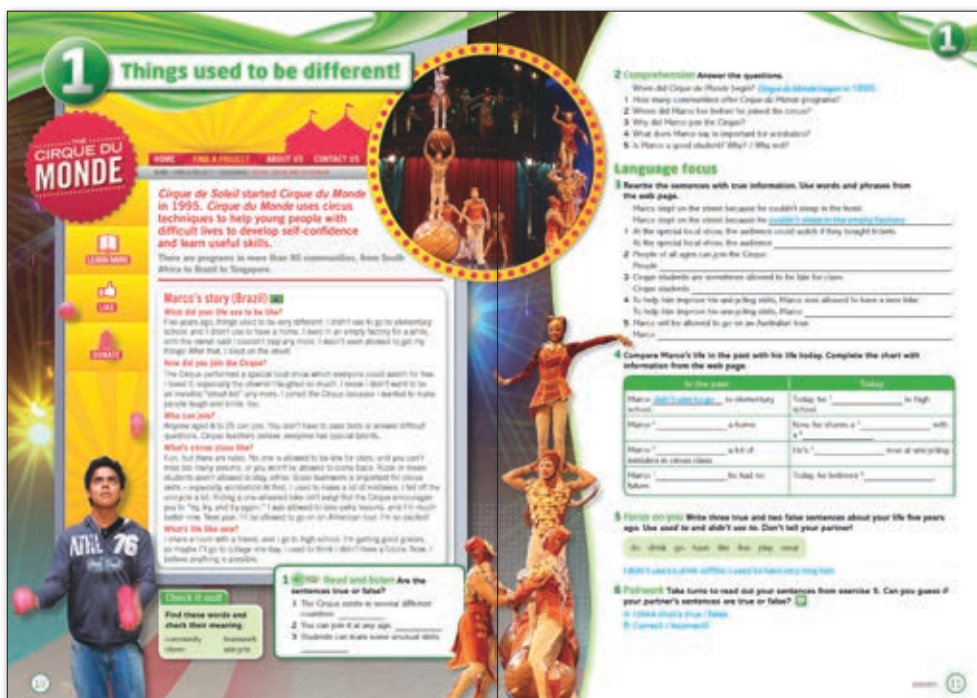
In Levels 2 and 3, the emphasis is on texts dealing with individual topics of a more grown-up nature, in recognition of the fact that students, along with their interests and tastes, mature very quickly during the teenage years. A variety of formats and genres is used, including dialogues, magazine articles, and web pages.

Following on from the presentation text, students complete a series of questions to check basic comprehension. The **Check it out!** feature draws students' attention to useful colloquial expressions in the dialogue in Starter level and Level 1, while in Levels 2 and 3 it helps students extend their vocabulary.

Language focus

The exercises in the Language focus section familiarize students with the language of the unit, without requiring them to manipulate it. In Starter and Level 1, students focus on the target language in relation to specific scenes and sections of dialogue from the photostory; in Levels 2 and 3, students find phrases and structures in the presentation text, and use them to complete sentences or captions about the text.

Finally, **Focus on you** and **Pairwork** activities give students the chance to communicate with the new language in a personalized context, following carefully controlled models.



Vocabulary

This page presents and practices a set of vocabulary items associated with the unit topic and previewed in the presentation lesson. **Look!** boxes contain useful tips and draw attention to potential problems and errors. These include spelling rules, exceptions or irregular forms, collocations, and notes about English usage.

Students once again have the opportunity for guided speaking practice with a **Pairwork** activity at the end of the lesson.

At the foot of the Vocabulary page, students are directed to the Extra practice online and the Workbook, where there is further practice of the unit vocabulary.



Grammar

Underlying the methodology of *Got it!* is the conviction that students understand and remember rules better if they work them out for themselves. As a result, a guided discovery approach to teaching grammar is adopted throughout the series.

Each unit has two Grammar lessons. A grammar chart models the form of the key structures, using examples taken from the presentation text that opens the unit.

Having already experimented with the new structures earlier in the unit, students are encouraged to reflect on correct usage in more detail as they complete the **Think!** activity.

A cross-reference to **Rules** then directs the students to a grammar reference page in the corresponding Workbook unit, where detailed explanations and examples are given.

The activities on the page provide thorough and detailed practice of both form and usage, moving from carefully controlled exercises to more demanding production.

Each Grammar page has an optional **Finished?** activity. These are designed as a fun way of providing extension work for fast finishers. Fast finishers can then move on to a puzzle at the back of the book. The puzzle practices the language presented in the unit.

At the end of each Grammar page, students are directed to the Extra practice online and the Workbook, where there is further practice.



Communication

One page in every unit focuses on everyday English.

Conversational language is presented in the form of a dialogue which reviews the vocabulary and grammar from the previous lessons.

The **Learn it, use it!** feature summarizes the target language in the dialogue, while some pages feature a **Pronunciation** activity that draws students' attention to a specific sound or a relevant aspect of intonation. The students then listen to this language in different contexts before practicing it themselves in the **Pairwork** activity.

At the end of each Communication page, students are directed to the Extra practice online and the Workbook, where there is further practice.



Skills

The last two pages of the unit contain targeted skills work designed to equip students with the necessary strategies to build confidence and competence in each individual skill.

Skills lessons also provide a way of consolidating and recycling the language students have studied throughout the unit, while exploring different aspects of the unit topic.

Reading texts deal with the main topic of the unit in a factual way using real-life contexts. Comprehension exercises typically start with a skimming or scanning activity, followed by more detailed questions that gradually increase in difficulty as the series progresses.

Listening activities extend the topic of the text. A variety of activity formats is used to help students develop well-rounded listening comprehension skills.

The **Speaking** and **Writing** sections give students the opportunity to respond to the unit topic with their own ideas. To help students organize their ideas, both sections usually begin with a written preparation stage. The aim is to strike a



balance between giving clear, guided models on the page on the one hand, and allowing students freedom to express themselves and experiment with newly-acquired vocabulary and structures on the other.

Review units

After every two main units, there is a four-page Review unit comprising:

Grammar and Vocabulary Review 1 page

Extra communication 1 page


Culture club reading 1 page

My progress 1 page

The first page of each Review unit covers the main grammar and vocabulary points from the previous two units. The second page of the Review unit consists of **Extra communication** activities. This comprises practice from the Communication sections of the previous two units, some relevant Pronunciation work, and an additional listening comprehension.


Most teenagers are curious to know what life is like for their peers in other parts of the world. **Culture club** reading lessons give a factual account of different aspects of the English-speaking world from a young person's perspective. The **Presentation** section at the end of the lesson invites a personal response from students in the form of a presentation.

The **My progress** page is a self-assessment page correlated to the Common European Framework of Reference. It is very motivating for students to reflect on their progress, and this type of activity is also very helpful in encouraging students to take responsibility for their own learning.




Remember

After Unit 4, there is a two-page review covering the main grammar and vocabulary points from the first half of the book. In the split edition of *Got it! 2nd edition*, the Remember unit opens the second volume at each level.



Writing builder


There are four Writing builder pages in the Student Book, providing extra writing practice for every main unit. The Writing builder gives an opportunity to expand and develop the skills acquired in the writing section in the unit. In each section, a useful skill or language point is presented and then practiced. Students work with a model text and build up to producing their own composition, with the support of a Writing guide.



Curriculum extra

There are four cross-curricular reading and project lessons in the Student Book, providing two pages of material for each block of two units. The Curriculum extra lessons link to the themes of the corresponding Student Book units, as well as to subjects that students typically study in their own language, such as geography, science, math, art, and history.

Each of the lessons concludes with a project that synthesizes the language focus and the content of the cross-curricular theme and gives students the opportunity to develop their creativity. The projects can be done in class or assigned for homework. Depending on time available and the needs of the students, the projects can be done in groups, pairs, or individually.



Puzzles

There are four Puzzle pages in the Student Book, providing two puzzles for every main unit. These puzzles practice the key vocabulary and grammar that is presented in the unit. Students are directed toward the puzzles when they have completed all the activities on the grammar pages. The puzzles are useful for mixed-ability classes as they make a good activity for fast finishers, as well as being motivating for weaker students. Alternatively, they can be used with the whole class as a fun warm-up or end-of-lesson activity.



Word list

The Student Book includes a Word list clearly organized by unit and by part of speech. It contains all sets of new vocabulary items from each of the eight units in addition to other incidental vocabulary items that may be new to students.

All words are accompanied by their pronunciation clearly presented in phonetics, and the Word list is a useful tool for student self-study.



Workbook

The Workbook section contains eight six-page units of extra practice of the language and skills taught in the Student Book. The Workbook exercises can be completed in class or for homework.

The first two pages of each Workbook unit summarize the grammar structures introduced in the corresponding Student Book unit with comprehensive charts and detailed grammar notes. They also contain a Word list of all the new vocabulary from that unit.

The following two pages provide extra vocabulary and grammar practice.

The last two pages provide additional practice to accompany the Student Book Communication lesson, and further reading and writing practice.

Online Workbook

All students have access to the Online Workbook, via a code supplied on a card in the Student Book and Workbook.

The Online Workbook includes activities from the print Workbook, with additional **Extra practice** in vocabulary, grammar, and communication. There are extra activities for every unit of the Student Book, as well as a **Picture dictionary**, extra **Review activities**, and regular interactive **Progress quizzes**.

Most of the Online Workbook and Extra Practice activities are automatically graded, and the scores are visible in the **Gradebook**. You can assign work to your students and monitor their progress.

You can access the Online Workbook Learning Management System via a code supplied on a card in the Teacher's Book. The Teacher's resources are also supplied online in the Teacher's resources section of the Online Workbook.

There are many benefits to using these online materials. Students often feel more motivated when working online, and the automatic grading means that valuable time in class does not have to be spent correcting homework.

The Online Workbook and Extra practice activities are suitable for use in a language lab with Internet connection if there is one computer per student, as well as at home.

See page xv for more information and support with getting started.

The Online Workbook includes most of the exercises from the Workbook in an interactive format. Students and teachers can use all the content easily on desktop, laptop, or tablet computers.



Each unit of the Online Workbook contains a **Picture dictionary** with audio which students can listen to in order to review the vocabulary set from the corresponding Student Book unit.



The Online Workbook features automatic scoring of most exercises.



Writing exercises are provided in a PDF format which students can send electronically to their teachers for grading.



The Gradebook allows teachers to monitor students' progress in the Online Workbook and send feedback on their work. Teachers can choose to filter the data in a variety of different ways, and they also have the ability to generate reports.

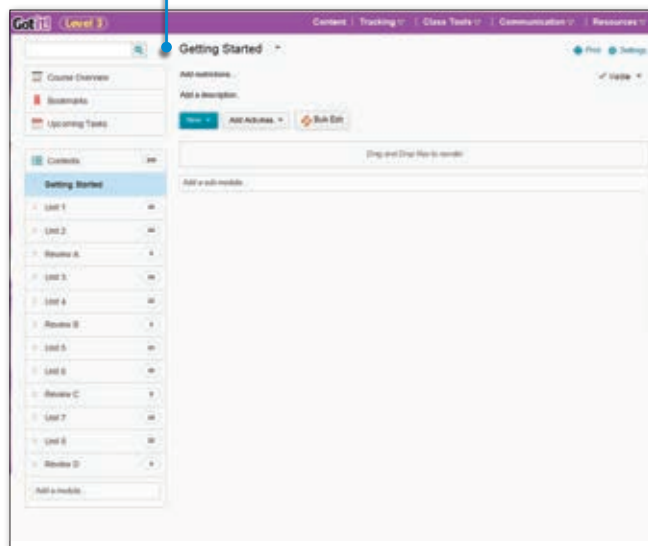
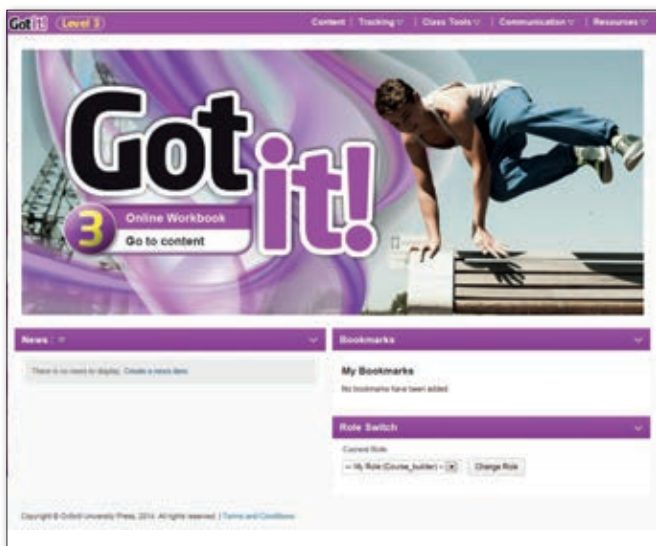


Online Teacher's resources

There is a large amount of extra resource material included online in the Teacher's resources section of the Online Workbook. These can be accessed via a code supplied on a card in the Teacher's Book.

The Teacher's resources provide support material for consolidation, extension, mixed-ability classes, and assessment.

All the printable Teacher's resources and tests are in one place and are easily accessible from the Teacher's view of the Online Workbook.



Printable worksheets

Grammar and vocabulary

Grammar help and **Vocabulary help** worksheets for each unit provide additional practice of the Student Book material at a basic level, and are ideal for giving weaker students more practice.

Grammar extension and **Vocabulary extension** worksheets offer more challenging practice for the more able students.

Reading and writing

There is a Reading and writing worksheet for every unit, providing more reading and writing practice linked to the topic and language of the unit.

Pairwork

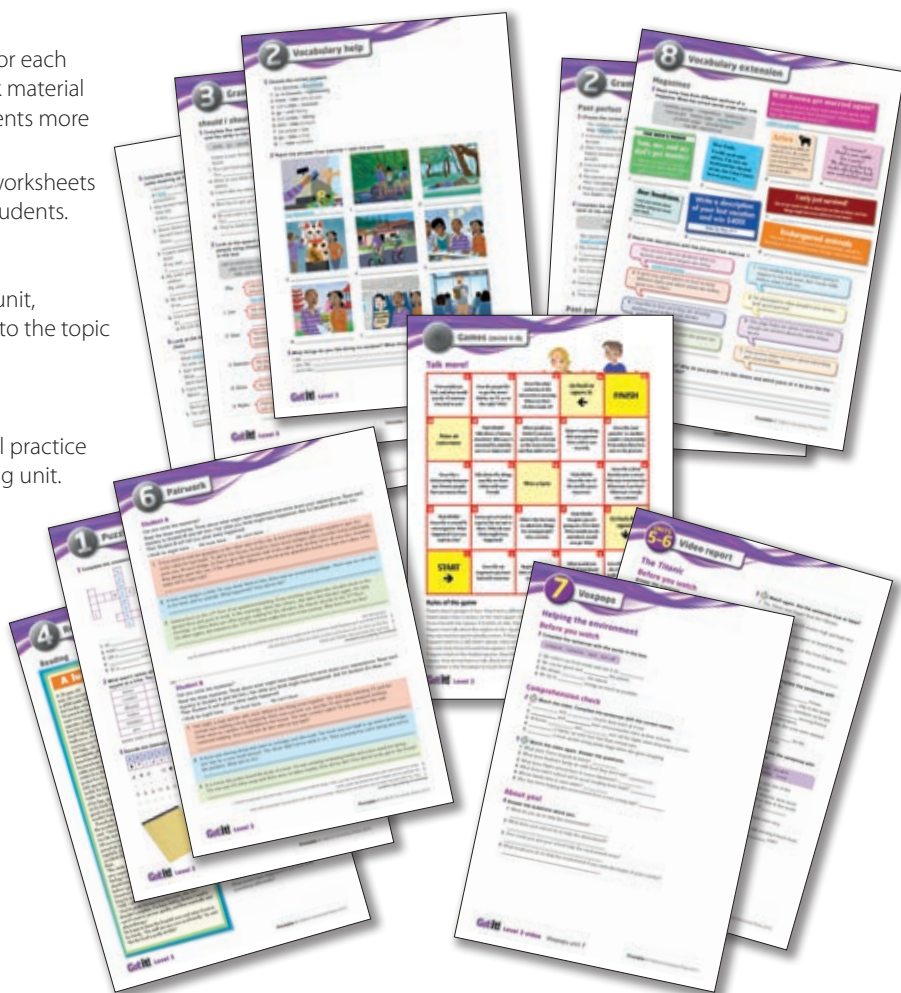
There is one Pairwork worksheet per unit, giving oral practice of the grammar and vocabulary in the corresponding unit.

Puzzles and games

One page of puzzles is included for each unit, and two board games for each level of the series. Although these resources give practice of the main grammar and vocabulary of the unit, the emphasis is on fun activities, such as crosswords, wordsearches, and code breakers.

Video lessons

There are worksheets to accompany four video reports per level, and worksheets to accompany eight voxpop interview clips per level. The video clips are available on iTools and on the DVD. The worksheets are available online with all the other resources, on the DVD, and on iTools.



The Teacher's view of the Online workbook can only be accessed by teachers who have registered and been validated. Students cannot see or access the teacher's materials.