



READING GATE



600L-800L

Anne Taylor

3

Reading Gate 200

Anne Taylor

© 2025 Seed Learning, Inc.
7212 Anne Taylor,
Sachse, TX, USA

All rights reserved. No part of this book may be reproduced, stored in a retrieval system, or transmitted in any form by any means, electronic, mechanical, photocopying, recording, or otherwise, without prior permission in writing from the publisher.

Acquisitions Editor: Kelly Daniels
Content Editor: Casey Malarcher
Copy Editor: Liana Robinson
Cover/Design: Highline Studio

<http://www.seed-learning.com>

Library of Congress Control Number: 2024952885

ISBN: 979-8-88668-104-8

10 9 8 7 6 5 4 3 2 1
28 27 26 25

Photo Credits

All photos and images © Shutterstock, Inc.

**READING
GATE** 

3

Contents

Unit	Subject	Title	Reading Skill	Page
1	Science	Crop Circles	Identifying Information	8
2	Social Studies	The History of Buttons	Finding Details	14
3	Technology	Space Diving	Identifying Details	20
4	Psychology	The Placebo Effect	Reason and Conclusion	26
5	Life Science	The Life of a Sloth	Clarifying Details	32
6	Earth Science	Climate Change	Cause and Effect	38
7	Psychology	Food and Behavior	Compare and Contrast	44
8	Language Arts	A Birthday Bicycle	Narrative Elements	50

Unit	Subject	Title	Reading Skill	Page
9	Social Studies	The SAME Café	Problem and Solution	56
10	Health	Dengue Fever	Categorizing	62
11	Social Studies	Borrowing and Lending	Inference	68
12	Language Arts	Musical Cats	Main Idea and Details	74
13	Psychology	Déjà Vu	Searching for Information	80
14	Psychology	Feeling Better	Finding Reasons	86
15	Social Studies	Banning Fast Food	Pros and Cons	92
16	Social and Emotional Learning (SEL)	Talking to a Crush	Finding Solutions	98

How to Use This Book

Reading Gate 200 is a three-book series designed to provide guided reading practice for intermediate level readers. The series uses carefully chosen fiction and non-fiction texts that will engage students' attention. The objective of the series is to encourage students to read for both pleasure and study purposes while developing their vocabulary, syntax, reading fluency, and reading comprehension. Students who complete the *Reading Gate 200* series will greatly improve their reading skills.

Read and Check

The first page of every unit uses interesting photographs and thought-provoking questions to introduce the unit topic. It also helps students relate the unit topic to their own background knowledge and life experiences. This motivates students and makes it easier for them to understand the reading passage.

New Words

Eight new vocabulary words that appear in the reading passage are introduced on this page. The use of a picture-dictionary style allows students to create a meaningful connection to the meaning of each written English word—without needing to use their native languages.

A definition matching activity provides students with a means of checking their understanding of the target words introduced on the previous page.

1 Crop Circles

What are the correct words for the meanings. Use the words from the word bank.

- _____ harvest and get ready for the
- _____ planned and a lot
- _____ during the night during the hours of darkness
- _____ strange events happened
- _____ suddenly or fast
- _____ suddenly with surprise
- _____ suspicious or make her
- _____ the condition of being able for you are going to want

Reading Strategy

Match the words in the box to the definitions in the table.

Word	Definition
harvest	1. A group of people or animals that are raised together.
planned	2. A group of people or animals that are raised together.
delicious	3. A group of people or animals that are raised together.
strange	4. A group of people or animals that are raised together.
sudden	5. A group of people or animals that are raised together.
suddenly	6. A group of people or animals that are raised together.
suspicious	7. A group of people or animals that are raised together.
sustainable	8. A group of people or animals that are raised together.

Reading Strategy

This activity introduces material from the passage and focuses on important skills related to the organization and processes of creating and analyzing a text.

Crop Circles

People called the world's first "Crop Circles" in Wiltshire, England, in 1978. These patterns, most in crop circles, have appeared for over 20 years. Some people believe they are made by aliens. Others believe they are made by humans.

There are many ideas about crop circles. Some people think they are made by aliens. Some people think they are made by humans. Some people think they are made by the wind. Some people think they are made by the sun. Some people think they are made by the moon. Some people think they are made by the stars. Some people think they are made by the planets. Some people think they are made by the galaxies. Some people think they are made by the universe.

New Words

Match the words in the box to the definitions in the table.

Word	Definition
harvest	1. A group of people or animals that are raised together.
planned	2. A group of people or animals that are raised together.
delicious	3. A group of people or animals that are raised together.
strange	4. A group of people or animals that are raised together.
sudden	5. A group of people or animals that are raised together.
suddenly	6. A group of people or animals that are raised together.
suspicious	7. A group of people or animals that are raised together.
sustainable	8. A group of people or animals that are raised together.

Reading

Spread over two pages, the reading passage features highlighted vocabulary words to support students' recall of the new words within the unit. Full-spread photographs or illustrations provide additional support for comprehension of the passage content. The first page of each reading features a **Think and Share** question to promote critical thinking. A **Skill Building** activity on the second page encourages students to more closely examine the reading.

Comprehension

1 Choose the best answer.

2 **Match** What is the main idea of the passage?

3 **Match** Match each sentence to the correct main idea or supporting idea.

4 **Match** Match each sentence to the correct main idea or supporting idea.

5 **Match** Match each sentence to the correct main idea or supporting idea.

6 **Match** Match each sentence to the correct main idea or supporting idea.

7 **Match** Match each sentence to the correct main idea or supporting idea.

8 **Match** Match each sentence to the correct main idea or supporting idea.

9 **Match** Match each sentence to the correct main idea or supporting idea.

10 **Match** Match each sentence to the correct main idea or supporting idea.

11 **Match** Match each sentence to the correct main idea or supporting idea.

12 **Match** Match each sentence to the correct main idea or supporting idea.

13 **Match** Match each sentence to the correct main idea or supporting idea.

14 **Match** Match each sentence to the correct main idea or supporting idea.

15 **Match** Match each sentence to the correct main idea or supporting idea.

16 **Match** Match each sentence to the correct main idea or supporting idea.

17 **Match** Match each sentence to the correct main idea or supporting idea.

18 **Match** Match each sentence to the correct main idea or supporting idea.

19 **Match** Match each sentence to the correct main idea or supporting idea.

20 **Match** Match each sentence to the correct main idea or supporting idea.

Comprehension

This page uses three different formats to check for understanding of the reading passage. It teaches readers how to become strategic readers, building skills that students will use in academic and professional settings throughout their lives.

Graphic Organizer

These activities use a variety of interesting organizational tools to review information and key vocabulary terms.

Paragraph Summary

This activity provides a final review of the unit's content and vocabulary through practice with collocations and sequencing information.

Graphic Organizer

1 Complete the graphic organizer about the passage.

Section	Main Idea	Supporting Ideas	Key Vocabulary
Introduction			
Body Paragraph 1			
Body Paragraph 2			
Body Paragraph 3			
Conclusion			

Paragraph Summary

1 Write a paragraph summarizing the passage in your own words.

2 Use the key vocabulary words from the passage in your summary.

3 Use the key vocabulary words from the passage in your summary.

4 Use the key vocabulary words from the passage in your summary.

5 Use the key vocabulary words from the passage in your summary.

6 Use the key vocabulary words from the passage in your summary.

7 Use the key vocabulary words from the passage in your summary.

8 Use the key vocabulary words from the passage in your summary.

9 Use the key vocabulary words from the passage in your summary.

10 Use the key vocabulary words from the passage in your summary.

Workbook

Word Practice

1 Choose the correct definition for the underlined word.

2 Choose the correct definition for the underlined word.

3 Choose the correct definition for the underlined word.

4 Choose the correct definition for the underlined word.

5 Choose the correct definition for the underlined word.

6 Choose the correct definition for the underlined word.

7 Choose the correct definition for the underlined word.

8 Choose the correct definition for the underlined word.

9 Choose the correct definition for the underlined word.

10 Choose the correct definition for the underlined word.

11 Choose the correct definition for the underlined word.

12 Choose the correct definition for the underlined word.

13 Choose the correct definition for the underlined word.

14 Choose the correct definition for the underlined word.

15 Choose the correct definition for the underlined word.

16 Choose the correct definition for the underlined word.

17 Choose the correct definition for the underlined word.

18 Choose the correct definition for the underlined word.

19 Choose the correct definition for the underlined word.

20 Choose the correct definition for the underlined word.

Sentence Practice

1 Rewrite the sentence using the underlined word.

2 Rewrite the sentence using the underlined word.

3 Rewrite the sentence using the underlined word.

4 Rewrite the sentence using the underlined word.

5 Rewrite the sentence using the underlined word.

6 Rewrite the sentence using the underlined word.

7 Rewrite the sentence using the underlined word.

8 Rewrite the sentence using the underlined word.

9 Rewrite the sentence using the underlined word.

10 Rewrite the sentence using the underlined word.

11 Rewrite the sentence using the underlined word.

12 Rewrite the sentence using the underlined word.

13 Rewrite the sentence using the underlined word.

14 Rewrite the sentence using the underlined word.

15 Rewrite the sentence using the underlined word.

16 Rewrite the sentence using the underlined word.

17 Rewrite the sentence using the underlined word.

18 Rewrite the sentence using the underlined word.

19 Rewrite the sentence using the underlined word.

20 Rewrite the sentence using the underlined word.

Word Practice

The first three activities of the workbook provide students with practice of the unit vocabulary. The activities also focus on word recognition and reading practice.

Sentence Practice

The second page of the workbook concludes with a review of useful sentence structures. This activity helps students consolidate their understanding of the unit concepts.

Unit

1

Crop Circles

Read and Check ✓

- Have you ever heard of crop circles?
- What are some common circle-shaped things?

 pizzas

 plates


 clocks

 tires


 coins

 cookies

New Words

A Listen and repeat. 
 1 flatten *v.*

 2 overnight *adv.*

 3 mysterious *adj.*

 4 bent *adj.*

 5 precisely *adv.*

 6 crushed *adj.*

 7 lightheaded *adj.*

 8 nausea *n.*



B Write the correct words for the meanings. Use the words from the previous page.

- 1 _____ : curved and not straight or flat
- 2 _____ : pressed until it is flat
- 3 _____ : during the night; during the hours of darkness
- 4 _____ : strange; hard to understand
- 5 _____ : feeling dizzy or faint
- 6 _____ : exactly; with accuracy
- 7 _____ : to become or make flat
- 8 _____ : the condition of feeling sick, like you are going to vomit

Reading Strategy

Identifying Information

Identifying information helps us understand what kind of facts are used in non-fiction texts. These can include statistics (numbers), dates, definitions, information about specific people, study results, etc.

Read each sentence and check (✓) the kind of information it gives.



	Dates	Definitions	Study Result
1. Some researchers recorded strange lights and energy levels.			
2. Crop circles have appeared for over 300 years.			
3. A crop circle is a pattern of flattened crops.			
4. Some crop circles are made by humans, not natural causes.			

Crop Circles



With BGM

Farmers around the world, from Japan to Australia to England, are finding strange circles in their fields, flattened overnight. These patterns, known as crop circles, have appeared for over 300 years. However, nobody knows exactly what causes these mysterious patterns.

There are many ideas about crop circles. Some people think aliens create them. Others blame strange weather. Scientists suggest magnetic forces might be involved, but they can't explain how. Some researchers have even recorded strange sounds or lights near crop circles. Others have found unusual energy levels and changes in the soil inside the circles. Most experts agree that not all crop circles are mysterious. Some are made by humans. Mysterious crop circles are bent gently and precisely. Man-made ones, however, are usually crushed.

Think and Share

What is a mysterious thing in the world?

the Bermuda Triangle ghosts aliens

A mysterious thing is Stonehenge.



Crop circles affect people in strange ways. Many feel strong emotions, like sadness or anger, when inside them. Physical effects include feeling tired or **lightheaded**. Or people may experience headaches and **nausea**. Some people even report improved health.






Farmers have become used to crop circles, despite their mysterious nature. In some areas, crop circles have even become tourist attractions, drawing curious visitors from around the world. Local businesses sometimes benefit. They sell souvenirs and offer tours of the mysterious formations.

Skill Building



1. What is the main idea of paragraph 3?
 - Crop circles can affect our minds and bodies.
 - Crop circles can affect human emotions.
2. Underline a detail about where crop circles are found.

Comprehension



A Choose the best answers.

-  **1 Main Idea** What is the main idea of the passage?
- Crop circles are mysterious patterns.
 - Aliens create crop circles.
 - Crop circles are a tourist attraction.
-  **2 Detail** What is NOT something that people believe causes crop circles?
- weather
 - magnetic forces
 - Australian farmers
-  **3 Detail** How do crop circles affect people?
- They make people blind.
 - They cause sadness or anger.
 - They have no effect.
-  **4 Detail** What is the difference between man-made and mysterious crop circles?
- Mysterious ones are perfectly bent.
 - Man-made ones are colorful.
 - There is no difference.
-  **5 Inference** Why do local businesses benefit from crop circles?
- Visitors spend money on souvenirs and tours.
 - Visitors advertise local businesses when they go home.
 - The businesses make contracts to sell goods to farmers.

B Circle True or False.


-  **1** Crop circles have appeared for around 100 years. True False
-  **2** Some people feel improved health in crop circles. True False

C Complete the sentences.

-  **1** Crop circles have been found in fields all over the _____.
-  **2** Some people believe aliens are responsible for _____ circles.

Graphic Organizer



Identifying Information Complete the graphic organizer about crop circles. 


soil changes
curious

sadness
magnetic forces



overnight
lightheaded

farmers
health




Crop Circles

- Found around the world
- Fields flattened ¹ _____ 
- Nobody knows what causes them.



Ideas About Causes

- Aliens
- Weather or ² _____ 
- Researchers recorded strange sounds, lights, energy levels, and ³ _____ 

Effects

- Emotions: ⁴ _____ , anger
- Physical effects: feel tired, ⁵ _____ , headaches, nausea
- Reports of improved ⁶ _____ 

Tourism

- ⁷ _____  are used to crop circles.
- Draw ⁸ _____  visitors
- Local businesses sell souvenirs and offer tours.

Paragraph Summary



Complete the sentences and number the paragraphs in order. 



Ideas about the causes of crop circles _____, weather, and magnetic forces. Some are man-made with crushed crops. Mysterious circles are bent gently and _____ formed.



Crop circles have become _____, benefiting farmers and local businesses through tours and _____.



Crop circles have appeared _____ 300 years but are not fully understood.



Crop circles can cause strong reactions in people, including sadness, headaches, _____, and even improved health.

nausea
tourist attractions

for over
include aliens

precisely
souvenirs