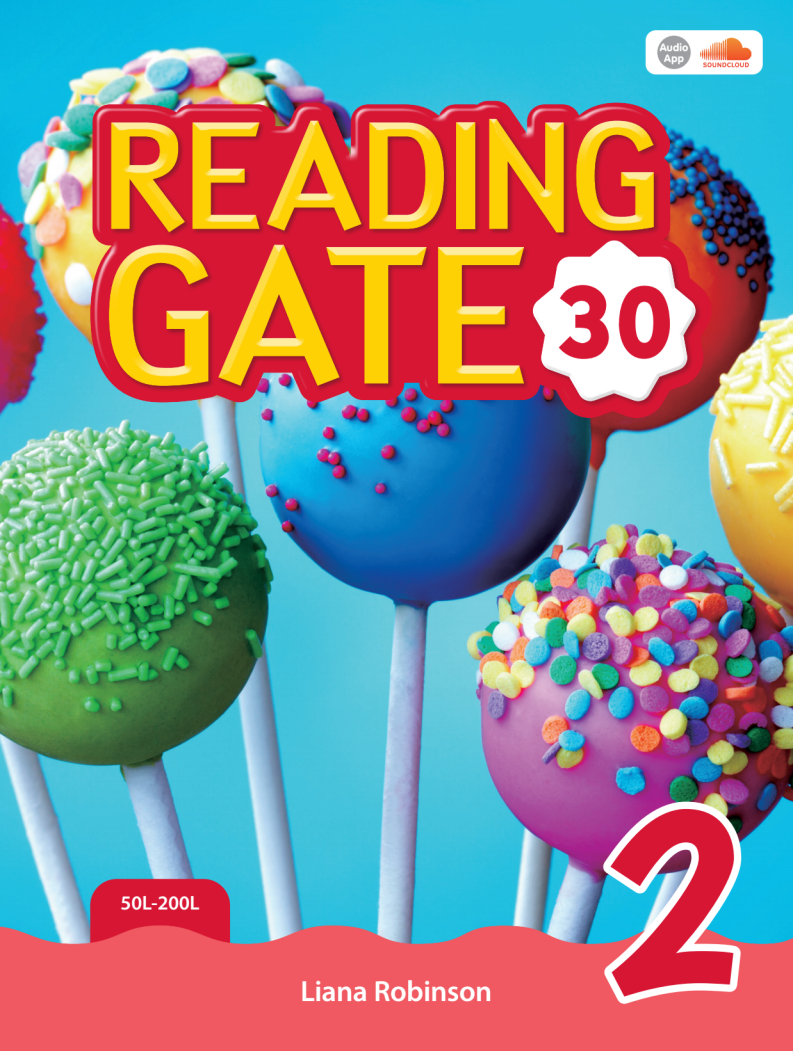




READING GATE 30



50L-200L

Liana Robinson

2

Reading Gate 30

Liana Robinson

© 2025 Seed Learning, Inc.
7212 Canary Lane,
Sachse, TX, USA

All rights reserved. No part of this book may be reproduced, stored in a retrieval system, or transmitted in any form by any means, electronic, mechanical, photocopying, recording, or otherwise, without prior permission in writing from the publisher.

Acquisitions Editor: Kelly Daniels
Content Editor: Casey Malarcher
Copy Editor: Anne Taylor
Cover/Design: Highline Studio

<http://www.seed-learning.com>

ISBN: 979-8-88668-088-1

10 9 8 7 6 5 4 3 2 1
28 27 26 25

**READING
GATE** 

2

Contents

Unit	Subject	Title	Key Sentence	Page
1	Health	Sweet Fruit	Apples are crunchy and sweet.	8
2	Health	Too Spicy	We add some salt.	14
3	Science	Two, Four, Six, More!	Some animals have six legs.	20
4	Science	Roxy	Roxy gets fat.	26
Review 1 Sentence Word Puzzles				32

Unit	Subject	Title	Key Sentence	Page
5	Science	Swimming	Fish like to swim in water.	34
6	Social Studies	My Pony	My pony runs fast.	40
7	Science	My Family	Dad has blue eyes.	46
8	Language Arts	Oops!	Sarah says, "Goodbye, Mom!"	52
Review 2 Sentence Word Puzzles				58



Unit	Subject	Title	Key Sentence	Page
9	Science	What Can't Jump?	You can jump.	60
10	Language Arts	Cute and Cuter!	Pandas are cute.	66
11	Social Studies	City vs. Country	A city is full of buildings.	72
12	Social Studies	Phones	Phones are good for calling Mom.	78
Review 3 Sentence Word Puzzles				84

Flashcards **87**



How to Use This Book

Reading Gate 30 is a three-book series designed to provide guided reading practice for beginning-level readers. The series uses carefully chosen fiction and non-fiction texts that will catch students' attention. The objective of the series is to encourage students to read for both pleasure and study purposes while developing their vocabulary, syntax, reading fluency, and reading comprehension. Students who complete the *Reading Gate 30* series will greatly improve their reading skills.



Read and Check

The first page of every unit uses interesting photographs and thought-provoking questions to introduce the unit topic. It also helps students relate the unit topic to their own background knowledge and life experiences. This motivates students and makes it easier for them to understand the reading passage.

New Words

The activities on this page introduce six new vocabulary words that appear in the reading passage. The use of a picture-dictionary style allows students to connect each written English word with a meaning—without needing to use their native languages. The audio also allows students to hear each new word spoken by a native speaker. Pre-teaching the vocabulary is an important step in facilitating reading comprehension of the main text.



Reading

Spread over two pages, the reading passage features highlighted vocabulary words and strategically regulated sentence structures. It is accompanied by a colorful collage of images illustrating the content of the passage. The highly decodable text keeps random guessing to a minimum.




Comprehension

This page uses two different formats to check for understanding of the reading passage. It teaches readers how to become strategic readers. Reading comprehension is a critical reading skill that students will use in academic and professional settings throughout their lives.

Word Practice

These activities review high-frequency words and some of the key vocabulary terms. Word practice improves all areas of communication (listening, speaking, reading, and writing).



Sentence Practice

This activity focuses on a key sentence structure used within the passage. It emphasizes for students how useful sentence structures are formed. Meaningful sentence structures are critical for clear communication.

Workbook



Word Practice

The first page of the workbook provides students with writing practice of the unit vocabulary. It also focuses on word recognition and reading practice while reviewing parts of the story.

Sentence Practice

The second page of the workbook reviews useful sentence structures. This page helps students consolidate their understanding of the unit concepts.

Unit


1

Sweet Fruit



Read and Check ✓

- Do you see any fruit?
 Yes No
- What fruit do you like?



New Words


A Listen, repeat, and trace. 




 crunchy



 fig



 soft



 watermelon



 bowl



 fruit salad

B Match and trace. 



soft



crunchy



watermelon

Sweet Fruit



With BGM



No BGM

Apples are **crunchy** and sweet.

Bananas are long and sweet.

Grapes are small and sweet.

Figs are **soft** and sweet.

Main Idea

This story is about _____. 🍌

a big bowl

a fruit salad



Find It

Find and circle the words.
sweet long cut

Watermelons are big and sweet.

Cut them all up.

Put them in a **bowl**.

It's a sweet **fruit salad**!



Read 
Aloud

1

2

3