



READING GATE 50



150L-340L

3

Casey Malarcher

Reading Gate 50

Casey Malarcher

© 2025 Seed Learning, Inc.
7212 Canary Lane,
Sachse, TX, USA

All rights reserved. No part of this book may be reproduced, stored in a retrieval system, or transmitted in any form by any means, electronic, mechanical, photocopying, recording, or otherwise, without prior permission in writing from the publisher.

Acquisitions Editor: Kelly Daniels
Content Editor: Liana Robinson
Copy Editor: Anne Taylor
Cover/Design: Highline Studio

<http://www.seed-learning.com>

ISBN: 979-8-88668-092-8

10 9 8 7 6 5 4 3 2 1
28 27 26 25

**READING
GATE 50**

3


Contents

Unit	Subject	Title	Key Sentence	Page
1	Language Arts	They Are Wrong	His teachers said he was not smart.	8
2	Social Studies	A Snack for Students?	Pencils are over 400 years old.	14
3	Language Arts	A Good Dinner	After one hour, Maria comes back.	20
4	Social Studies	Pyramids	It is more than 130 m tall!	26
Review 1 Sentence Pattern Paths				32

Unit	Subject	Title	Key Sentence	Page
5	Social Studies	Bubble Tricks	They even put an elephant in a bubble!	34
6	Science	How Tall Are You?	Do it before you go to sleep.	40
7	Language Arts	Kitchen Rules	Mix the vegetables using the right hand.	46
8	Science	Sunsets	On Earth, the sky is blue during the day.	52
Review 2 Sentence Pattern Paths				58




Unit	Subject	Title	Key Sentence	Page
9	Science	The Garden	I enjoy growing things in my garden.	60
10	Social Studies	Living Here, Living There	A girl in the country can live on a farm.	66
11	Science	A Day in Space	Earth spins quickly.	72
12	Social Studies	Island People	Madagascar is a big island.	78
Review 3 Sentence Pattern Paths				84



How to Use This Book

Reading Gate 50 is a three-book series designed to provide guided reading practice for beginning-level readers. The series uses carefully chosen fiction and non-fiction texts that will catch students' attention. The objective of the series is to encourage students to read for both pleasure and study purposes while developing their vocabulary, syntax, reading fluency, and reading comprehension. Students who complete the *Reading Gate 50* series will greatly improve their reading skills.


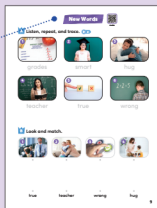


Read and Check

The first page of every unit uses interesting photographs and simple questions to introduce the unit topic. It also helps students relate the unit topic to their own background knowledge and life experiences. This prepares students to be active readers and makes it easier for them to understand the reading passage.

New Words


The activities on this page introduce six new vocabulary words that appear in the reading passage. The use of a picture-dictionary style allows students to connect each written English word with a meaning—without needing to use their native languages. The audio also allows students to hear each new word spoken by a native speaker. Pre-teaching the vocabulary is an important step in facilitating reading comprehension of the main text.



Reading

Each unit's reading passage features highlighted vocabulary words and repeated sentence structures. A colorful two-page image illustrates the content of the passage. Activities on these pages include a simple main idea question to focus students on the passage content and a guide for repeated read-aloud practice to direct reading fluency development.

They Are Wrong



Read and Check ✓

- Do you do well in school?

 Yes

 No

- What grades do you get?



great grades




OK grades



not-so-good grades

New Words

A Listen, repeat, and trace. 



 grades



 smart




 hug



 teacher



 true



 wrong

B Look and match. 



true

teacher

wrong

hug


They Are Wrong



With BGM



No BGM




Lisa's **grades** at school are bad.
Lisa thinks she can't do well.
Lisa thinks she is not **smart**.

Main Idea

This reading is about _____. 

a new class

a smart grandmother



Lisa's grandmother **hugs** Lisa.
"Einstein had bad grades," she tells Lisa.
"His **teachers** said he was not smart.
But that was not **true**.
He was very smart!
Keep at it, Lisa.
Show your teachers they are **wrong**."
Lisa smiles and thinks she will.

Read 
Aloud!

1

2

3