



READING GATE 80



250L-420L

Rose Morgan

2

Reading Gate 80

Rose Morgan

© 2025 Seed Learning, Inc.
7212 Canary Lane,
Sachse, TX, USA

All rights reserved. No part of this book may be reproduced, stored in a retrieval system, or transmitted in any form by any means, electronic, mechanical, photocopying, recording, or otherwise, without prior permission in writing from the publisher.

Acquisitions Editor: Anne Taylor
Content Editor: Casey Malarcher
Copy Editor: Liana Robinson
Cover/Design: Highline Studio

<http://www.seed-learning.com>

ISBN: 979-8-88668-094-2

10 9 8 7 6 5 4 3 2 1
28 27 26 25

**READING
GATE 80**

2

Contents

Unit	Subject	Title	Reading Skill	Page
1	Language Arts	Not in the Book	Sequencing	8
2	Social Studies	The Marathon	Compare and Contrast	14
3	Language Arts	A Polite Frog	Categorizing	20
4	Science	A Special Pine Tree	Identifying Details	26
Review 1 Units 1-4				32

Unit	Subject	Title	Reading Skill	Page
5	Language Arts	The Watchdog	Compare and Contrast	34
6	Science	Vitamin What, Vitamin Where?	Categorizing	40
7	Language Arts	Come Fly with Me	Sequencing	46
8	Science	Hot Enough	Categorizing	52
Review 2 Units 5-8				58



Unit	Subject	Title	Reading Skill	Page
9	Language Arts	The Snowboarding Lesson	Sequencing	60
10	Science	No One Likes These	Categorizing	66
11	Language Arts	A Race	Sequencing	72
12	Social Studies	Messages	Compare and Contrast	78
Review 3 Units 9-12				84



How to Use This Book

Reading Gate 80 is a three-book series designed to provide guided reading practice for high-beginning-level readers. The series uses carefully chosen fiction and non-fiction texts that will engage students' attention. The objective of the series is to encourage students to read for both pleasure and study purposes while developing their vocabulary, syntax, reading fluency, and reading comprehension. Students who complete the *Reading Gate 80* series will greatly improve their reading skills.

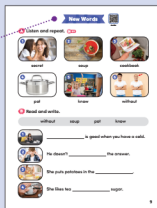


Read and Check

The first page of every unit uses interesting photographs and thought-provoking questions to introduce the unit topic. It also helps students relate the unit topic to their own background knowledge and life experiences. This motivates students and makes it easier for them to understand the reading passage.

New Words

The activities on this page introduce six new vocabulary words that appear in the reading passage. The use of a picture-dictionary style allows students to create a meaningful connection to the meaning of each written English word—without needing to use their native languages. The audio allows students to learn the correct pronunciation of each new word. Pre-teaching the vocabulary is an important step in promoting reading comprehension of the main text.



Reading

Spread over two pages, the reading passage features highlighted vocabulary words and strategically regulated sentence structures. It is accompanied by a colorful illustration or photographs illustrating the content of the passage. The highly decodable text keeps random guessing to a minimum. The first page of each reading features a **Think and Share** question to promote critical thinking. **Reading Time** encourages recording their reading time to promote reading fluency.



Comprehension

This page uses two different formats to check for understanding of the reading passage. It teaches readers how to become strategic readers, building skills that students will use in academic and professional settings throughout their lives.

Comprehension

Read and choose.




1. What is the story about?

a. helping grandmother b. cooking soup c. reading books

2. When _____ vegetables, _____ helps about _____.

a. she is b. she has c. she is about

3. Who cooks the soup?

a. Mom b. Grandmother c. Mom and Grandfather

4. Grandmother uses the second step _____ the cookbook.

a. first b. last c. last right

Circle the correct word.

5. Mom needs to cookbook.

6. Grandmother helps Mom.

7. Grandmother doesn't need a cookbook.

12 ans

Graphic Organizer

These activities use a variety of interesting organizational tools to review information and key vocabulary terms.

Story Focus

This activity focuses on sentence structures and vocabulary used within the passage. It also provides students with the opportunity to further check their understanding of the passages as they match sentences and related images.



Graphic Organizer



Read and fill in the blanks.



task	main	goal	right
1. Mom _____ to make Grandmother's Secret Soup.			
2. Mom cooks the soup in a big _____.			
3. The soup doesn't _____ right.			
4. After Grandmother helps, the soup tastes _____.			



Story Focus

Read and write the correct words.

1.  _____  _____

2.  _____  _____

3.  _____  _____

4.  _____  _____













13

Workbook

1 Not in the Book

Word Practice

1. Look and write.

cookbook	pot	stove	soil	leaves	seeds
					
					

2. Unscramble and write.

1. she needs a **COOKBOOK** _____

2. she looks in my **SOIL** _____

3. she doesn't like the **SEEDS** _____

2 ans

Sentence Practice

1. Match and number.

1. my grandmother _____ just right.

2. The soup tastes _____ tastes the soup.

3. The boy _____ the soup in a big pot.

4. The man cooks _____ with vegetables.

2. Unscramble and write.

1. special (soup / pot) to (Mom / Grandmother's / book)

2. look / (she / cookbook / tastes / the / looking / to)

3. when soup / (writing / (what / for / I / don't / know)

3

Word Practice

The first page of the workbook provides students with writing practice of the unit vocabulary. It also focuses on word recognition and reading practice.

Sentence Practice

The second page of the workbook reviews useful sentence structures. This page helps students consolidate their understanding of the unit concepts.

Unit

1

Not in the Book



Read and Check ✓

● Do you like to cook?

Yes

No

● What is something easy to cook?

rice

bread

eggs

ramen

pie

cookies

New Words

A Listen and repeat.



secret



soup



cookbook



pot



know



without

B Read and write.

without

Soup

pot

know



_____ is good when you have a cold.



He doesn't _____ the answer.



She puts potatoes in the _____.



She likes tea _____ sugar.

Not in the Book



With BGM



No BGM



Mom wants to make
Grandmother's **Secret** Soup.
Mom reads about **soup** in
her **cookbook**.



Think and Share

What are some kinds of soup that you know?

tomato

chicken

mushroom

Broccoli cheese
is a kind of soup
that I know.



Mom cuts up fresh vegetables.

She cooks the soup in a big **pot**.

Mom tastes the soup.

But something isn't right.

Mom says, "I don't **know** what is wrong."

Grandmother says, "Let me help you."

She cooks **without** looking in the book.

Now the soup tastes just right.

"My secret soup isn't in the book," she tells Mom with a smile.



Reading Time

m s