



READING GATE 80



250L-420L

Rose Morgan

3

Reading Gate 80

Rose Morgan

© 2025 Seed Learning, Inc.
7212 Canary Lane,
Sachse, TX, USA

All rights reserved. No part of this book may be reproduced, stored in a retrieval system, or transmitted in any form by any means, electronic, mechanical, photocopying, recording, or otherwise, without prior permission in writing from the publisher.

Acquisitions Editor: Anne Taylor
Content Editor: Casey Malarcher
Copy Editor: Liana Robinson
Cover/Design: Highline Studio

<http://www.seed-learning.com>

ISBN: 979-8-88668-095-9

10 9 8 7 6 5 4 3 2 1
28 27 26 25

**READING
GATE 80**

3

Contents

Unit	Subject	Title	Reading Skill	Page
1	Language Arts	A Pot of Rice	Sequencing	8
2	Social Studies	Skirts for Men	Categorizing	14
3	Language Arts	At the Beach	Sequencing	20
4	Science	Around and Around	Classifying	26
Review 1 Units 1-4				32

Unit	Subject	Title	Reading Skill	Page
5	Social Studies	Delicious Work	Sequencing	34
6	Science	Swimming in the Sea?	Categorizing	40
7	Language Arts	Sally's Snack	Sequencing	46
8	Physical Education	On Ice	Categorizing	52
Review 2 Units 5-8				58



Unit	Subject	Title	Reading Skill	Page
9	Social Studies	A Climb to the Top	Cause and Effect	60
10	Science	How Fast Do You Think?	Categorizing	66
11	Social Studies	More Chips, Please!	Compare and Contrast	72
12	Art	A Famous Artist	Classifying	78
Review 3 Units 9-12				84






Comprehension

Read and choose.

1. What is the story about?
 a. good cooking b. baby cooking c. food cooking

2. The boy puts _____ in a pot.
 a. wet rice b. dry rice c. old rice

3. Where does the boy pour water?
  

4. The boy adds _____ water into the pot.
 a. very hot b. a bit more c. one bottle of

Circle the **up** fix.

5. The boy wants to **add** water. **up** **down**

6. The boy pours more water into the pot. **up** **down**

7. The boy adds too much water. **up** **down**

12 years

Comprehension

This page uses two different formats to check for understanding of the reading passage. It teaches readers how to become strategic readers, building skills that students will use in academic and professional settings throughout their lives.



Graphic Organizer





These activities use a variety of interesting organizational tools to review information and key vocabulary terms.

Story Focus

This activity focuses on sentence structures and vocabulary used within the passage. It also provides students with the opportunity to further check their understanding of the passages as they match sentences and related images.


Graphic Organizer

Read and fill in the blanks.

pour	mix	stir	dry
 Put rice in a pot.	 Add water to the pot.	 Cook in the pot.	 Add water to the pot.
 Rice soup?	 Cook _____.	 Add _____.	 Add water to the pot.

Story Focus

Read and write one.



a. Oh no! I have rice soup! b. Maybe I need more water.




c. I pour more water into the pot. d. I pour water into the pot.

12

1 A Pot of Rice

Word Practice

Look and write.

rice	pot	dry	mix	a bit	pour
					
					

Unscramble and write.

pour mix add water to the pot cook in the pot

1. The boy _____ water into the pot.

2. The boy _____ the rice.

3. The boy _____ more water into the pot.

4. The boy _____ the rice.

Sentence Practice

Match and number.

1. The pot. - rice soup.

2. I add a bit more. - water into a glass.

3. I cook. - sugar into the cup.

4. Oh no! I have _____ in the pot.

Unscramble and write.

1. Add a bit more to the pot. **123456**

2. I like it. I don't have enough of it. **123456**

3. Maybe I need more water.

Word Practice

The first page of the workbook provides students with writing practice of the unit vocabulary. It also focuses on word recognition and reading practice.

Sentence Practice


The second page of the workbook reviews useful sentence structures. This page helps students consolidate their understanding of the unit concepts.

Workbook

Unit

1

A Pot of Rice



Read and Check ✓

- Do you know how to cook rice?
 Yes No
- What foods do we have to cook before eating them?
 French fries potatoes ice cream
 cookies popcorn berries

New Words

A Listen and repeat.



dry




rice



pour



maybe



a bit



peek

B Read and write.

pour

Maybe

a bit

peeks



The boy _____ through the crack in the door.



I _____ myself some orange juice.



_____ the rain has stopped.



Dad tries _____ of the soup.

A Pot of Rice



With BGM



No BGM

I put **dry rice** in a pot.

I **pour** water into the pot.

I look in the pot.

Maybe I need more water.

I pour more water into the pot.

I look in the pot.

It still doesn't look like enough.

I add **a bit** more water into the pot.

Think and Share

What foods do we usually cook in a pot?

soup

rice

noodles

We usually cook **spaghetti** in a pot.



I **peek** in the pot one more time.
Maybe I need just a little more water.
I pour more water into the pot.

I look in the pot again.
Oh, no! I have rice soup!



Reading Time

m s