



TOP READING



2

Casey Malarcher

Top Reading 2

Casey Malarcher

© 2026 Seed Learning, Inc.
7212 Canary Lane,
Sachse, TX, USA

All rights reserved. No part of this book may be reproduced, stored in a retrieval system, or transmitted in any form by any means, electronic, mechanical, photocopying, recording, or otherwise, without prior permission in writing from the publisher.

Acquisitions Editor: Kelly Daniels
Content Editor: Liana Robinson
Copy Editor: Anne Taylor
Cover/Design: Highline Studio

<http://www.seed-learning.com>

Photo Credits: © Shutterstock.com

ISBN: 979-8-88668-151-2

10 9 8 7 6 5 4 3 2 1
29 28 27 26

TOP READING

2

Contents

Unit	Subject	Title	Reading Skill	Page
1	Science	Eyes	Humans have eyes in front.	8
2	Language Arts	What Am I?	I can't hear or eat.	14
3	Math	Yummy Pie	One apple pie was three meters across.	20
4	Language Arts	Kitty's Bath	She jumps into the water.	26
5	Language Arts	Barney the Bat	Barney the bat thinks bugs are gross!	32
6	Science	White to Pink	It has long legs like an ostrich.	38
7	Social Studies	Amazing People	They can flip and spin.	44
8	Social Studies	The Oldest	Popcorn is over 5,000 years old!	50



Unit	Subject	Title	Reading Skill	Page
9	Literature	A Strange Crayon	Think smiles and thinks.	56
10	Life Skills	Put Them On	Helmets keep us safe on bikes.	62
11	Literature	Singing Together	She is teaching them to sing.	68
12	Math	How Much?	One small bottle is about 500 ml.	74
13	Literature	They Are Wrong	His teachers said he was not smart.	80
14	History	A Snack for Students?	Pencils are over 400 years old.	86
15	Social Studies	Living Here, Living There	A girl in the country can live on a farm.	92
16	Science	A Day in Space	Earth spins quickly.	98

How to Use This Book

Top Reading is a six-book series designed to provide guided reading practice for beginning to intermediate level readers. The series uses carefully chosen fiction and non-fiction texts that will catch students' attention. The objective of the series is to encourage students to read for both pleasure and study purposes while developing their vocabulary, syntax, reading fluency, and reading comprehension. Students who complete the *Top Reading* series will greatly improve their reading skills.



Read and Check

The first page of every unit uses interesting photographs and simple questions to introduce the unit topic. It also helps students relate the unit topic to their own background knowledge and life experiences. This prepares students to be active readers and makes it easier for them to understand the reading passage.

New Words

The activities on this page introduce six new vocabulary words that appear in the reading passage. The use of a picture-dictionary style allows students to connect each written English word with a meaning—without needing to use their native languages. The audio also allows students to hear each new word spoken by a native speaker. Pre-teaching the vocabulary is an important step in facilitating reading comprehension of the main text.



Reading

Each unit's reading passage features highlighted vocabulary words and repeated sentence structures. A colorful two-page image illustrates the content of the passage. Activities on these pages include a simple main idea question to focus students on the passage content and a guide for repeated read-aloud practice to direct reading fluency development.

Comprehension

Read and choose.

1. **Drag the eyes** in front or behind.

2. **Put the fish** ahead or on the side.

3. **What has eyes on the side?**
 a. legs b. visible

4. **Put the fish** see ahead and behind.

5. **Circle the eye that** has eyes on the side.

6. **Drag the eyes in front to see ahead.**

12 1001

Comprehension

This page uses two different formats to check for understanding of the reading passage. It teaches readers how to become strategic readers. Reading comprehension is a critical reading skill that students will use in academic and professional settings throughout their lives.



Word Practice

These activities review high-frequency words and some of the key vocabulary terms. Word practice improves all areas of communication (listening, speaking, reading, and writing).

Word Practice

Look and write.

1. **Match the words.**

2. **Write the words.**

3. **Write the words.**

12 1002

Sentence Practice

This activity focuses on a key sentence structure used within the passage. It emphasizes for students how useful sentence structures are formed. Meaningful sentence structures are critical for clear communication.

1 Eyes

Word Practice

Match and write.

Write the words.

Write the words.

Write the words.

Write the words.

12 1003

Word Practice

The first page of the workbook provides students with review and writing practice of the unit vocabulary. A puzzle-like activity on the page provides a fun way to review words and their meanings.

Sentence Practice

The second page of the workbook reviews useful sentence structures. This page helps students consolidate their understanding of the unit concepts.

Workbook

Unit

1

Eyes



Read and Check ✓

- Do you have eyes in the front of your head?

Yes

No

- Which animals have eyes on the side?



monkeys



horses



birds

New Words

A Listen, repeat, and trace. 



 human



 front



 ahead




 turn



 behind




 side

B Look and check (✓). 

1 side



2 front



3 behind



4 ahead



Eyes



With BGM



No BGM

Humans have eyes in front.

We look ahead.

We turn our heads.

But we can't see behind.



Main Idea

This reading is about _____. 

what things turn

how things see



Read 
Aloud!

1

2

3

Dogs have eyes in front, too.
They look ahead.
They turn their heads.
But they can't see behind.



Rabbits have eyes on the **side**.
They can see ahead.
And they can see behind!

Comprehension

A Read and choose.


 1 Dogs have eyes

in front



behind




 2 Humans look

ahead




on the side



 3 What has eyes on the side?

a. dogs

b. rabbits


 4 Rabbits see ahead and behind.

B Circle Yes or No.

 1 Humans have eyes on the side.

Yes

No

 2 Dogs have eyes in front to see ahead.

Yes

No

Word Practice

Look and circle. 



side

turn



behind

head



human

front




ahead

rabbit



Sentence Practice

Unscramble and write. 



Humans have _____.

front eyes in



Dogs have _____.

in eyes too front,



Rabbits have _____.

on side eyes the