



TOP READING

3

Rose Morgan

Top Reading 3

Rose Morgan

© 2026 Seed Learning, Inc.
7212 Canary Lane,
Sachse, TX, USA

All rights reserved. No part of this book may be reproduced, stored in a retrieval system, or transmitted in any form by any means, electronic, mechanical, photocopying, recording, or otherwise, without prior permission in writing from the publisher.

Acquisitions Editor: Anne Taylor
Content Editor: Casey Malarcher
Copy Editor: Liana Robinson
Cover/Design: Highline Studio

<http://www.seed-learning.com>

Photo Credits: © Shutterstock.com

ISBN: 979-8-88668-152-9

10 9 8 7 6 5 4 3 2 1
29 28 27 26

TOP READING

3

Contents

Unit	Subject	Title	Reading Skill	Page
1	Language Arts	A Book Before Bed	Sequencing	8
2	Social Studies	What's on Your Pizza?	Categorizing	14
3	Language Arts	Anne's New Pet	Problem and Solution	20
4	Science	Pumpkins and Nuts	Compare and Contrast	26
5	Social Studies	The Coldest City	Compare and Contrast	32
6	History	The Marathon	Compare and Contrast	38
7	Science	Vitamin What, Vitamin Where	Classifying	44
8	Science	Hot Enough	Classifying	50



Unit	Subject	Title	Reading Skill	Page
9	Sports	The Snowboarding Lesson	Sequencing	56
10	Technology	Messages	Compare and Contrast	62
11	Culture	Skirts for Men	Categorizing	68
12	Jobs	Delicious Work	Sequencing	74
13	Science and Geography	Swimming in the Sea?	Key Details	80
14	Geography	A Climb to the Top	Cause and Effect	86
15	Science	How Fast Do You Think?	Categorizing	92
16	Inventions	More Chips, Please!	Compare and Contrast	98

How to Use This Book

Top Reading is a six-book series designed to provide guided reading practice for beginning to intermediate level readers. The series uses carefully chosen fiction and non-fiction texts that will engage students' attention. The objective of the series is to encourage students to read for both pleasure and study purposes while developing their vocabulary, syntax, reading fluency, and reading comprehension. Students who complete the *Top Reading* series will greatly improve their reading skills.


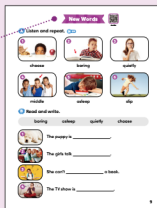


Read and Check

The first page of every unit uses interesting photographs and thought-provoking questions to introduce the unit topic. It also helps students relate the unit topic to their own background knowledge and life experiences. This motivates students and makes it easier for them to understand the reading passage.

New Words

The activities on this page introduce a few new vocabulary words that appear in the reading passage. The use of a picture-dictionary style allows students to create a meaningful connection to the meaning of each written English word—without needing to use their native languages. The audio allows students to learn the correct pronunciation of each new word. Pre-teaching the vocabulary is an important step in promoting reading comprehension of the main text.



Reading

Spread over two pages, the reading passage features highlighted vocabulary words and strategically regulated sentence structures. It is accompanied by a colorful illustration or photographs illustrating the content of the passage. The highly decodable text keeps random guessing to a minimum. The first page of each reading features a **Think and Share** question to promote critical thinking. **Reading Time** encourages recording their reading time to promote reading fluency.



Comprehension

Read and choose.




What is the story about?

a. a long book b. reading at night c. writing a story

Who is the main character?

a. a boy b. an easy book c. a difficult book

Who thinks the story is boring?

a. Maddy b. Marian c. Maddy and Marian

Why _____ when the book stops.

a. Maddy looks happy b. Maddy looks sad c. Maddy looks angry

Circle the correct answer.

Maddy _____ the book to her mom.

Maddy's mom _____ the book.

Maddy _____ her mom up.

a b c

10 min

Comprehension

This page uses two different formats to check for understanding of the reading passage. It teaches readers how to become strategic readers, building skills that students will use in academic and professional settings throughout their lives.

Graphic Organizer

These activities use a variety of interesting organizational tools to review information and key vocabulary terms.

Story Focus

This activity focuses on sentence structures and vocabulary used within the passage. It also provides students with the opportunity to further check their understanding of the passages as they match sentences and related images.



Graphic Organizer

Read and fill in the blanks.

Julia	Maddy	Marian	Marian
_____ her mom to read a book before bed.	_____ the book quickly.	_____ together all night.	_____ together all night.

Story Focus

Read and write the correct words.

Maddy's mom _____ the book.

Maddy's mom _____ the book.

Maddy's mom _____ together all night.

Maddy's mom _____ together all night.

11




Workbook




1 A Book Before Bed

Word Practice

Look and write.

choose bring quickly stop sleep inside

Unscramble and write.

_____ My real book.

The dog went out very _____.

The boy chose _____.

Sentence Practice

Match and combine.

Marian reads a book. - The story is boring.

The girl chooses. - an easy book.

They sleep. - together all night.

Marian thinks. - before bed.

Unscramble and write.

_____ (choose / bring / book / choose / I / The / stop)

Maddy knows it is the / Julia believes / the story / inside of / _____

ask Maddy / Marian / Marian / choose / choose / choose / choose / _____

10 min 11 min

Word Practice

The first page of the workbook provides students with writing practice of the unit vocabulary. It also focuses on word recognition and reading practice.

Sentence Practice

The second page of the workbook reviews useful sentence structures. This page helps students consolidate their understanding of the unit concepts.

Unit

1

A Book Before Bed



Read and Check ✓

● Do your parents read to you before bed?

Yes

No

● What is your favorite kind of book?

mystery

fantasy

science fiction

history

classic

adventure

New Words

A Listen and repeat.



1 choose



2 boring



3 quietly



4 middle



5 asleep



6 slip

B Read and write.

boring

asleep

quietly

choose



1 The puppy is _____.



2 The girls talk _____.



3 She can't _____ a book.



4 The TV show is _____.

A Book Before Bed



With BGM



No BGM

"Mom, can you read me a book before bed?"

asks Molly.

"Of course," says Molly's Mom.

Think and Share

What do you usually do before bed?

brush my teeth

set my alarm

listen to quiet music

Before bed,
I write in my diary.



Molly **chooses** an easy book.

"That one again, Molly?" asks her mom.

Molly's mom thinks the story is **boring**, but she reads it **quietly**.

In the **middle** of the story, Molly's mom falls **asleep**.

The book **slips** from her hands.

Molly smiles happily.

She doesn't wake her mom up.

They sleep together all night.






Reading Time

m s

Comprehension

A Read and choose.

-  1 What is the story about?
a. a long book b. reading at night c. writing a story
-  2 Molly chooses _____.
a. a toy b. an easy book c. a difficult book
-  3 Who thinks the story is boring?




a. Molly






b. Mom



c. Molly and Mom

-  4 Molly _____ when the book slips.
a. laughs loudly b. sleeps quietly c. smiles happily

B Circle Yes or No.

-  1 Molly reads the book to her mom.
-  2 Molly's mom finishes the book.
-  3 Molly wakes her mom up.

Yes

No

Yes

No

Yes

No

Graphic Organizer

★ Read and fill in the blanks. 🔑

falls

sleep

reads

asks

- 1 Molly _____ her mom to read a book before bed.
- 2 Molly's mom _____ the book quietly.
- 3 Molly's mom _____ asleep.
- 4 Molly and her mom _____ together all night.

Story Focus

★ Read and write the correct words. 🔑

1 
Molly c_____ a
book.

2 
Molly's mom r_____
the book.

3 
Molly's m_____ falls asleep.

4 
Molly s_____.