



# TOP READING

6

Anne Taylor

## Top Reading 6

Anne Taylor

© 2026 Seed Learning, Inc.  
7212 Canary Lane,  
Sachse, TX, USA

All rights reserved. No part of this book may be reproduced, stored in a retrieval system, or transmitted in any form by any means, electronic, mechanical, photocopying, recording, or otherwise, without prior permission in writing from the publisher.

Acquisitions Editor: Kelly Daniels  
Content Editor: Casey Malarcher  
Copy Editor: Liana Robinson  
Cover/Design: Highline Studio

<http://www.seed-learning.com>

Photo Credits: © Shutterstock.com

ISBN: 979-8-88668-155-0

10 9 8 7 6 5 4 3 2 1  
29 28 27 26

# TOP READING

# 6

# Contents

| Unit     | Subject               | Title  | Reading Skill           | Page      |
|----------|-----------------------|--|-------------------------|-----------|
| <b>1</b> | <b>Social Studies</b> | <b>Mother Teresa's Love</b>                  | Main Idea and Details   | <b>8</b>  |
| <b>2</b> | <b>Language Arts</b>  | <b>Larry Stewart:<br/>Giving Away Riches</b> | Main Idea and Details   | <b>14</b> |
| <b>3</b> | <b>Psychology</b>     | <b>Texting Addiction</b>                     | Identifying Information | <b>20</b> |
| <b>4</b> | <b>Earth Science</b>  | <b>Crop Circles</b>                          | Identifying Information | <b>26</b> |
| <b>5</b> | <b>Social Studies</b> | <b>Save School Sports</b>                    | Fact and Opinion        | <b>32</b> |
| <b>6</b> | <b>Health</b>         | <b>Benefits of Nature</b>                    | Fact and Opinion        | <b>38</b> |
| <b>7</b> | <b>Psychology</b>     | <b>Mood and Health</b>                       | Finding Reasons         | <b>44</b> |
| <b>8</b> | <b>History</b>        | <b>Jeanne d'Arc</b>                          | Finding Reasons         | <b>50</b> |

| Unit      | Subject          | Title                         | Reading Skill        | Page      |
|-----------|------------------|-------------------------------|----------------------|-----------|
| <b>9</b>  | Earth Science    | <b>The Tunguska Mystery</b>   | Classifying Details  | <b>56</b> |
| <b>10</b> | Technology       | <b>Deepfakes</b>              | Classifying Details  | <b>62</b> |
| <b>11</b> | Social Studies   | <b>Sibling Rivalry</b>        | Summary              | <b>68</b> |
| <b>12</b> | Health           | <b>Visible Veins</b>          | Summary              | <b>74</b> |
| <b>13</b> | Earth Science    | <b>Tornadoes and Chickens</b> | Inference            | <b>80</b> |
| <b>14</b> | Physical Science | <b>Hair and Water</b>         | Inference            | <b>86</b> |
| <b>15</b> | Health           | <b>Ancient Diets</b>          | Compare and Contrast | <b>92</b> |
| <b>16</b> | Social Studies   | <b>Facebook and Instagram</b> | Compare and Contrast | <b>98</b> |



**Comprehension**

1 Choose the best answer.

1. What is the main idea of the passage?  
 a. The role of the teacher.  
 b. The role of the student.  
 c. The role of the parent.

2. What is the author's purpose?  
 a. To inform.  
 b. To persuade.  
 c. To entertain.

3. What is the author's tone?  
 a. Informative.  
 b. Persuasive.  
 c. Entertaining.

4. What is the author's point of view?  
 a. First person.  
 b. Second person.  
 c. Third person.

5. What is the author's main argument?  
 a. The role of the teacher.  
 b. The role of the student.  
 c. The role of the parent.

6. What is the author's main evidence?  
 a. The role of the teacher.  
 b. The role of the student.  
 c. The role of the parent.

7. What is the author's main conclusion?  
 a. The role of the teacher.  
 b. The role of the student.  
 c. The role of the parent.

8. What is the author's main recommendation?  
 a. The role of the teacher.  
 b. The role of the student.  
 c. The role of the parent.

## Comprehension

This page uses three different formats to check for understanding of the reading passage. It teaches readers how to become strategic readers, building skills that students will use in academic and professional settings throughout their lives.

## Graphic Organizer

These activities use a variety of interesting organizational tools to review information and key vocabulary terms.

## Paragraph Summary

This activity provides a final review of the unit's content and vocabulary through practice with collocations and sequencing information.

**Graphic Organizer**

1. Complete the graphic organizer about the text.

| Topic     | Main Idea | Supporting Details |
|-----------|-----------|--------------------|
| Education | ...       | ...                |
| ...       | ...       | ...                |

**Paragraph Summary**

2. Write a paragraph summarizing the text.

3. Write a paragraph summarizing the text.

4. Write a paragraph summarizing the text.

5. Write a paragraph summarizing the text.

6. Write a paragraph summarizing the text.

7. Write a paragraph summarizing the text.

8. Write a paragraph summarizing the text.

## 1. Mother Teresa's Love

**Word Practice**

1. Choose the correct word for each definition.

a. describe / explain  
 b. explain / describe  
 c. describe / explain

2. Choose the correct word for each definition.

a. describe / explain  
 b. explain / describe  
 c. describe / explain

3. Choose the correct word for each definition.

a. describe / explain  
 b. explain / describe  
 c. describe / explain

4. Choose the correct word for each definition.

a. describe / explain  
 b. explain / describe  
 c. describe / explain

5. Choose the correct word for each definition.

a. describe / explain  
 b. explain / describe  
 c. describe / explain

6. Choose the correct word for each definition.

a. describe / explain  
 b. explain / describe  
 c. describe / explain

7. Choose the correct word for each definition.

a. describe / explain  
 b. explain / describe  
 c. describe / explain

8. Choose the correct word for each definition.

a. describe / explain  
 b. explain / describe  
 c. describe / explain

2. Choose the correct word for each definition.

a. describe / explain  
 b. explain / describe  
 c. describe / explain

3. Choose the correct word for each definition.

a. describe / explain  
 b. explain / describe  
 c. describe / explain

4. Choose the correct word for each definition.

a. describe / explain  
 b. explain / describe  
 c. describe / explain

5. Choose the correct word for each definition.

a. describe / explain  
 b. explain / describe  
 c. describe / explain

6. Choose the correct word for each definition.

a. describe / explain  
 b. explain / describe  
 c. describe / explain

7. Choose the correct word for each definition.

a. describe / explain  
 b. explain / describe  
 c. describe / explain

8. Choose the correct word for each definition.

a. describe / explain  
 b. explain / describe  
 c. describe / explain

**Sentence Practice**

1. Write a sentence using the word in parentheses.

2. Write a sentence using the word in parentheses.

3. Write a sentence using the word in parentheses.

4. Write a sentence using the word in parentheses.

5. Write a sentence using the word in parentheses.

6. Write a sentence using the word in parentheses.

7. Write a sentence using the word in parentheses.

8. Write a sentence using the word in parentheses.

## Workbook

### Word Practice

The first three activities of the workbook provide students with practice of the unit vocabulary. The activities also focus on word recognition and reading practice.

### Sentence Practice

The second page of the workbook concludes with a review of useful sentence structures. This activity helps students consolidate their understanding of the unit concepts.

## Unit

## 1

Mother Teresa's  
LoveRead  
and Check ✓

- Have you heard of Mother Teresa?
- What can people win prizes for?
 

|   |   |  |
|---|---|--|
| <input type="checkbox"/> research           | <input type="checkbox"/> sports         | <input type="checkbox"/> playing games   |
| <input type="checkbox"/> listening to music | <input type="checkbox"/> helping others | <input type="checkbox"/> writing a story |

## New Words


A Listen and repeat. 

**1**  deserve *v.*



**2**  religious *adj.*



**3**  nun *n.*



**4**  homeless *adj.*



**5**  stay behind *phr. v.*



**6**  pleased *adj.*



**7**  remind *v.*



**8**  caring *adj.*



**B** Write the correct words for the meanings. Use the words from the previous page.

- 1 \_\_\_\_\_ : happy; glad
- 2 \_\_\_\_\_ : a woman who gives her life to a religious order
- 3 \_\_\_\_\_ : doing the things commanded by a religion
- 4 \_\_\_\_\_ : to remain when others leave
- 5 \_\_\_\_\_ : helpful and kind
- 6 \_\_\_\_\_ : to be worthy of
- 7 \_\_\_\_\_ : having nowhere to live
- 8 \_\_\_\_\_ : to help to remember

## Reading Strategy

### Main Idea and Details

The main idea is the most important point that the writer wants us to understand. Details are pieces of information that support the main idea. Details tell us *who*, *what*, *when*, *where*, *why*, and *how*.

**Read each sentence and write its number under the correct heading.**

- 1. Mother Teresa stayed behind to help a sick woman.
- 2. The homeless woman held Mother Teresa's hand and said, "Thank you."
- 3. Mother Teresa believed in the power of love, so she worked hard to show love to everyone.
- 4. Mother Teresa did most of her work in India.

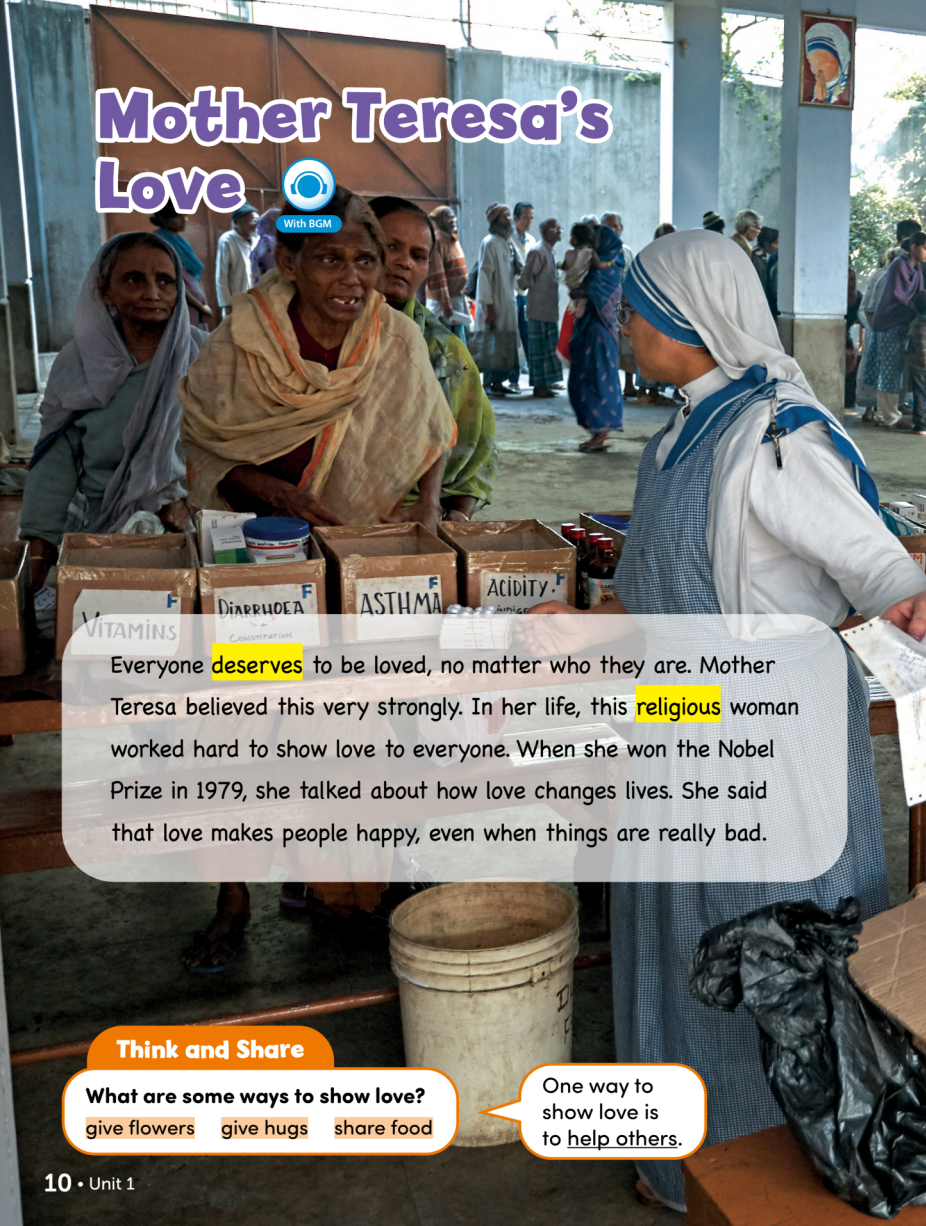
| Main Idea | Details |
|-----------|---------|
| _____     | _____   |



# Mother Teresa's Love



With BGM



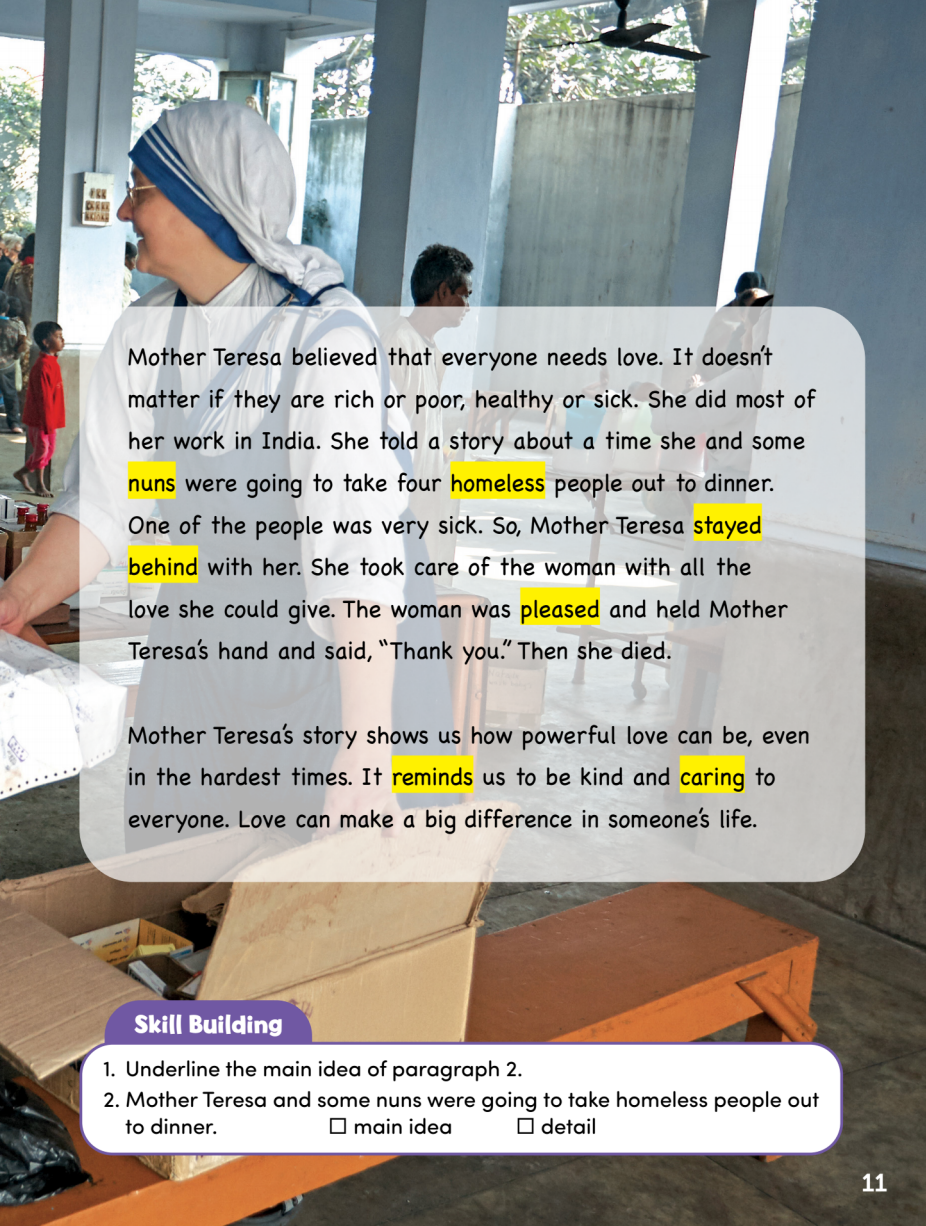
Everyone **deserves** to be loved, no matter who they are. Mother Teresa believed this very strongly. In her life, this **religious** woman worked hard to show love to everyone. When she won the Nobel Prize in 1979, she talked about how love changes lives. She said that love makes people happy, even when things are really bad.

## Think and Share

What are some ways to show love?

give flowers   give hugs   share food

One way to show love is to help others.



Mother Teresa believed that everyone needs love. It doesn't matter if they are rich or poor, healthy or sick. She did most of her work in India. She told a story about a time she and some nuns were going to take four homeless people out to dinner. One of the people was very sick. So, Mother Teresa stayed behind with her. She took care of the woman with all the love she could give. The woman was pleased and held Mother Teresa's hand and said, "Thank you." Then she died.






Mother Teresa's story shows us how powerful love can be, even in the hardest times. It reminds us to be kind and caring to everyone. Love can make a big difference in someone's life.

### Skill Building



1. Underline the main idea of paragraph 2.
2. Mother Teresa and some nuns were going to take homeless people out to dinner.  main idea  detail

## Comprehension

### A Choose the best answers.

-  1 **Main Idea** What is the main idea of the passage?
- a. Love is not important.
  - b. Everyone deserves love.
  - c. Mother Teresa was famous.
-  2 **Detail** What did Mother Teresa win in 1979?
- a. a medal
  - b. the Nobel Prize
  - c. a trophy
-  3 **Detail** Where did Mother Teresa do most of her work?
- a. India
  - b. America
  - c. Europe
-  4 **Detail** Why did Mother Teresa stay behind when the other nuns went out?
- a. to teach religion to the homeless
  - b. to save money
  - c. to take care of a sick woman
-  5 **Inference** What does Mother Teresa's story teach us?
- a. to put our needs first
  - b. to think of others
  - c. to ignore rich people

### B Circle True or False.

-  1 Mother Teresa was a religious woman.
-  2 Mother Teresa was homeless.



True

False

True

False

### C Complete the sentences.

-  1 Mother Teresa worked hard to show \_\_\_\_\_ to everyone.
-  2 She believed love makes people \_\_\_\_\_.

## Graphic Organizer



**Main Idea and Details** Complete the graphic organizer about Mother Teresa.



sick

caring  
deserves

homeless  
bad

difference  
India

**Main Idea:** Mother Teresa believed everyone deserved love and showed it through her actions.

### Her Beliefs

- Everyone  
1 \_\_\_\_\_ to be loved.
- Love makes people happy even when things are  
2 \_\_\_\_\_.

### Her Work

- Mostly done in  
3 \_\_\_\_\_
- Helped the poor and  
4 \_\_\_\_\_
- Took care of a  
5 \_\_\_\_\_ woman who later died

### Her Story

- Reminds us to be  
6 \_\_\_\_\_
- Shows we can make a  
7 \_\_\_\_\_ in anyone's life

## Paragraph Summary



Complete the sentences and number the paragraphs in order.



- Mother Teresa spent her life showing love to all people, especially \_\_\_\_\_ in India. She shared a story about caring for a dying woman. Mother Teresa said \_\_\_\_\_ that she stayed with her.
- In 1979, after winning the Nobel Prize, Mother Teresa spoke about how \_\_\_\_\_ and bring happiness. She said love \_\_\_\_\_, even in bad situations.
- This story shows how love changes lives. Mother Teresa's life \_\_\_\_\_ be kind and caring. It shows that love can \_\_\_\_\_.

make a big difference  
the woman was pleased

love can change lives  
makes people happy

reminds us to  
the poor and the sick