


## Live THCa Rosin - Papaya Cake

 Sample ID: SA-250317-58858  
 Batch: 2018\_PP\_031725  
 Type: Finished Product - Inhalable  
 Matrix: Concentrate - Rosin  
 Unit Mass (g):

 Collected: 03/17/2025  
 Received: 03/18/2025  
 Completed: 04/01/2025

**Client**  
 The Hemp Collect  
 2014 SE 9th Ave  
 Portland, OR 97214  
 USA  
 Lic. #: AG-R1089482IHH


### Summary

Test	Date Tested	Status
Cannabinoids	03/19/2025	Tested
Heavy Metals	04/01/2025	Passed
Microbials	03/24/2025	Passed
Mycotoxins	03/25/2025	Passed
Pesticides	03/25/2025	Passed
Residual Solvents	03/31/2025	Passed

<b>0.0744 %</b> Δ9-THC	<b>65.1 %</b> Δ9-THCA	<b>91.6 %</b> Total Cannabinoids	<b>Not Tested</b> Moisture Content	<b>Not Tested</b> Foreign Matter	<b>Yes</b> Internal Standard Normalization
---------------------------	--------------------------	-------------------------------------	---------------------------------------	-------------------------------------	---


### Cannabinoids by HPLC-PDA

Analyte	LOD (%)	LOQ (%)	Result (%)	Result (mg/g)
CBC	0.0095	0.0284	ND	ND
CBCA	0.0181	0.0543	0.279	2.79
CBCV	0.006	0.018	ND	ND
CBD	0.0081	0.0242	9.19	91.9
CBDA	0.0043	0.013	8.03	80.3
CBDV	0.0061	0.0182	0.408	4.08
CBDVA	0.0021	0.0063	ND	ND
CBG	0.0057	0.0172	7.46	74.6
CBGA	0.0049	0.0147	ND	ND
CBL	0.0112	0.0335	ND	ND
CBLA	0.0124	0.0371	ND	ND
CBN	0.0056	0.0169	ND	ND
CBNA	0.006	0.0181	0.0733	0.733
CBT	0.018	0.054	0.711	7.11
Δ8-THC	0.0104	0.0312	ND	ND
Δ9-THC	0.0076	0.0227	0.0744	0.744
Δ9-THCA	0.0084	0.0251	65.1	651
Δ9-THCV	0.0069	0.0206	ND	ND
Δ9-THCVA	0.0062	0.0186	0.308	3.08
<b>Total Δ9-THC</b>			<b>57.1</b>	<b>571</b>
<b>Total</b>			<b>91.6</b>	<b>916</b>

ND = Not Detected; NT = Not Tested; LOD = Limit of Detection; LOQ = Limit of Quantitation; RL = Reporting Limit; Δ = Delta; Total Δ9-THC = Δ9-THCA \* 0.877 + Δ9-THC; Total CBD = CBDA \* 0.877 + CBD;



 Generated By: Ryan Bellone  
 CCO  
 Date: 04/02/2025



 Tested By: Kelsey Rogers  
 Scientist  
 Date: 03/19/2025

 ISO/IEC 17025:2017 Accredited  
 Accreditation #108651


## Live THCa Rosin - Papaya Cake

Sample ID: SA-250317-58858  
 Batch: 2018\_PP\_031725  
 Type: Finished Product - Inhalable  
 Matrix: Concentrate - Rosin  
 Unit Mass (g):

Collected: 03/17/2025  
 Received: 03/18/2025  
 Completed: 04/01/2025

**Client**

The Hemp Collect  
 2014 SE 9th Ave  
 Portland, OR 97214  
 USA  
 Lic. #: AG-R1089482IHH


## Heavy Metals by ICP-MS

Analyte	LOD (ppm)	LOQ (ppm)	Result (ppm)	P/F
Arsenic	0.002	0.02	ND	P
Cadmium	0.001	0.02	ND	P
Lead	0.002	0.02	ND	P
Mercury	0.012	0.05	ND	P

ND = Not Detected; NT = Not Tested; LOD = Limit of Detection; LOQ = Limit of Quantitation; P = Pass; F = Fail; RL = Reporting Limit; Values over action limits may be estimates



Generated By: Ryan Bellone  
 CCO  
 Date: 04/02/2025



Tested By: Chris Farman  
 Scientist  
 Date: 04/01/2025



## Live THCa Rosin - Papaya Cake

Sample ID: SA-250317-58858  
 Batch: 2018\_PP\_031725  
 Type: Finished Product - Inhalable  
 Matrix: Concentrate - Rosin  
 Unit Mass (g):

Collected: 03/17/2025  
 Received: 03/18/2025  
 Completed: 04/01/2025

**Client**

The Hemp Collect  
 2014 SE 9th Ave  
 Portland, OR 97214  
 USA  
 Lic. #: AG-R1089482IHH

## Pesticides by LC-MS/MS and GC-MS/MS

Analyte	LOD (ppb)	LOQ (ppb)	Result (ppb)	P/F	Analyte	LOD (ppb)	LOQ (ppb)	Result (ppb)	P/F
Abamectin	30	100	ND	P	Hexythiazox	30	100	ND	P
Acephate	30	100	ND	P	Imazalil	30	100	ND	P
Acetamiprid	30	100	ND	P	Imidacloprid	30	100	ND	P
Aldicarb	30	100	ND	P	Kresoxim methyl	30	100	ND	P
Azoxystrobin	30	100	ND	P	Malathion	30	100	ND	P
Bifenazate	30	100	ND	P	Metalaxyl	30	100	ND	P
Bifenthrin	30	100	ND	P	Methiocarb	30	100	ND	P
Boscalid	30	100	ND	P	Methomyl	30	100	ND	P
Carbaryl	30	100	ND	P	Mevinphos	30	100	ND	P
Carbofuran	30	100	ND	P	Myclobutanil	30	100	ND	P
Chloranthraniliprole	30	100	ND	P	Naled	30	100	ND	P
Chlorfenapyr	30	100	ND	P	Oxamyl	30	100	ND	P
Chlorpyrifos	30	100	ND	P	Paclobutrazol	30	100	ND	P
Clofentezine	30	100	ND	P	Permethrin	30	100	ND	P
Coumaphos	30	100	ND	P	Phosmet	30	100	ND	P
Cypermethrin	30	100	ND	P	Piperonyl Butoxide	30	100	ND	P
Daminozide	30	100	ND	P	Prallethrin	30	100	ND	P
Diazinon	30	100	ND	P	Propiconazole	30	100	ND	P
Dichlorvos	30	100	ND	P	Propoxur	30	100	ND	P
Dimethoate	30	100	ND	P	Pyridaben	30	100	ND	P
Dimethomorph	30	100	ND	P	Spinetoram	30	100	ND	P
Ethoprophos	30	100	ND	P	Spinosad	30	100	ND	P
Etofenprox	30	100	ND	P	Spiromesifen	30	100	ND	P
Etoxazole	30	100	ND	P	Spirotetramat	30	100	ND	P
Fenhexamid	30	100	ND	P	Spiroxamine	30	100	ND	P
Fenoxycarb	30	100	ND	P	Tebuconazole	30	100	ND	P
Fenpyroximate	30	100	ND	P	Thiacloprid	30	100	ND	P
Fipronil	30	100	ND	P	Thiamethoxam	30	100	ND	P
Fonicamid	30	100	ND	P	Trifloxystrobin	30	100	ND	P
Fludioxonil	30	100	ND	P					

ND = Not Detected; NT = Not Tested; LOD = Limit of Detection; LOQ = Limit of Quantitation; P = Pass; F = Fail; RL = Reporting Limit; Values over action limits may be estimates



Generated By: Ryan Bellone  
 CCO  
 Date: 04/02/2025



Tested By: Anthony Mattingly  
 Scientist  
 Date: 03/25/2025

